



# UNI-ASIA GROUP LIMITED

Registration No. 201701284Z  
Incorporated in the Republic of Singapore



Annual  
Report  
2023

CONVERGING  
STRENGTHS

**DIVERSIFYING  
POTENTIAL**



CONTENTS




02 Mission Statement

04 Business Model

06

Executive Chairman's Message



09

Former CEO's Message



10

New CEO's Message

12 Group Financial Highlights

13 Group Financial Review

16 Milestones

18 Income Structure

19

Our Business



20 Maritime Asset Management

22 Ship Owning and Chartering

23 Maritime Services



24 Property Investment Ex-Japan

26 Property Investment In-Japan





**28**

**Corporate Social Responsibility**

**30**

Corporate Organisation

**31**

Management Organisation

**32**

Corporate Information

**34**

Risk Management

**36**

Investor Relations

**40**

**Board of Directors**

**43**

**Key Management**

**46**

**Corporate Governance Report & Financial Contents**

**163**

Statistics of Shareholdings

**165**

Notice of Annual General Meeting

**171**

Additional Information on Directors Seeking Re-Election



Proxy Form



## MISSION STATEMENT



We aim to be a truly trusted partner for our clients as **A PRODUCER OF ALTERNATIVE INVESTMENT OPPORTUNITIES** and **AN INTEGRATED SERVICE PROVIDER RELATING TO ALTERNATIVE INVESTMENTS**

so as to deliver value to the Group's shareholders, clients and employees. To achieve this vision, we strive to improve the quality of our services to our clients, develop innovative new products to expand our clients' base for further growth, and strengthen our investment portfolio so as to generate recurring returns.

### **A PRODUCER OF ALTERNATIVE INVESTMENT OPPORTUNITIES**

We produce and offer alternative investment opportunities for assets such as vessels and properties to our clients.

### **AN INTEGRATED SERVICE PROVIDER RELATING TO ALTERNATIVE INVESTMENTS**

We provide integrated services relating to alternative asset investments including, but not limited to:

- asset/ investment management;
- finance arrangement;
- sale and purchase brokerage of ships and properties;
- ship chartering as a ship owner;
- ship chartering brokerage;
- ship technical management;
- project management;
- property development/ construction management; and
- property management and leasing arrangements.



# MISSION STATEMENT



## **CORPORATE PHILOSOPHY**

We will continue to take on new challenges, create new value, and contribute to society.

## **CORPORATE PRINCIPLES**

We will uphold business ethics, ensure regulatory compliance and fulfill our responsibilities as a member of society without fear, favour or prejudice.

We will act fairly and honestly with all stakeholders and strive to maintain and improve trust.

We take pride and passion as a team of professionals and strive to provide services and products of the highest quality to the best of our abilities.



# BUSINESS MODEL



1

- Acquire assets at competitive prices.
- Provide to clients solutions relating to alternative assets including ship and property finance arrangement, sale and purchase arrangement.

2

- Manage and/or operate assets to enhance asset value and recurring income.



## BUSINESS MODEL



3

### Deliver Value to Stakeholders

Through:

- Capital returns.
- Recurring income including charter income, administration fee income.
- Ad hoc fee including finance arrangement fee.

### MULTI-LAYER INCOME SOURCE

- Charter income provides a recurring income and operating cash flow base
- Other shipping recurring income including charter hire brokerage fees, ship management fees, asset management fees, agency fees and commercial management fees add to recurring income base
- Asset management fee income from licensed property asset management subsidiary, UACJ provides an increasing recurring and operating cash flow base with an increasing assets under management
- Ad hoc fees including arrangement fees, brokerage fees, incentive fees provide additional income
- Investment returns from ALERO projects from robust Japan property market, ship investments help to lift overall profit
- Investment returns from HK property projects complete the overall profit profile of the Group





# EXECUTIVE CHAIRMAN'S MESSAGE



We will refine our investment framework to include sustainability targets where relevant. Our diverse portfolio of ships and properties complements each other across different business cycles.

**MICHIO TANAMOTO**  
Executive Chairman

## Dear Valued Shareholders,

On behalf of the Board and management, it is my pleasure to present to you the Annual Report of Uni-Asia Group Limited and its subsidiaries (the “Group” or “Uni-Asia”) for the financial year ended 31 December 2023 (“FY2023”).

### FY2023 IN REVIEW

The Group recorded a profit of US\$5.1 million for FY2023. Shipping led the Group’s profit with US\$10.0 million. In particular, the Group’s wholly-owned vessels contributed US\$7.5 million while the Group’s Maritime Asset Management business segment contributed US\$2.0 million.

For the Group’s wholly-owned ships, the newer 38k DWT ships averaged close to US\$13k per day in FY2023, while the older 29k DWT ships averaged less than US\$10k per day in FY2023. Therefore, as asset managers, we have been looking for opportunities to dispose of the older 29k DWT ships so we can improve our portfolio’s returns, as well as prepare our financial capital to purchase newer vessels with more environmental friendly specifications in the future.

Indeed, an opportunity to dispose of our older ship arose in 2023 when the dry bulk second-hand prices remained strong even though the dry bulk charter market softened. This is attributed to the fact that newbuilding prices have risen over the past year driven by strong shipyard capacity utilisation from high level of containership and gas carrier ordering over the past two years. The Group therefore disposed of our oldest ship in our portfolio, Uni Auc One towards the end of 2023 and realised a gain on disposal of US\$2.3 million. As this vessel is free from mortgage, all the net proceeds of US\$7.5 million went into the Group’s cash balance.

In January 2024, the Group entered into a contract to sell the Group’s 2nd oldest 29k dwt ship built in 2009, M/V Uni Wealth, held through wholly-owned subsidiary Fulgida Bulkship S.A., to an external buyer. The sale was completed on 6 March 2024. In 2020, the Group made an impairment of US\$1.7 million for this vessel based on the conditions then present. With the signing of sales contract in 2024, the Group had reversed out US\$1.2 million of the US\$1.7 million impairment as at 31 December 2023 based on the sales price. The Group does not expect further material reversal of impairment from this sale in FY2024.





CONVERGING  
STRENGTHS

DIVERSIFYING  
POTENTIAL

Meanwhile, our joint-investment partner of Matin Shipping Limited (which the Group had a 49% stake) also decided to dispose of the ship under Matin Shipping Limited. As a result of this disposal, Matin Shipping Limited distributed US\$1.5 million to the Group. In addition, the Group also received dividends of US\$1.1 million from other ongoing joint-investment ship entities. These contributed to the US\$2.0 million profit of Maritime Asset Management business segment.

The Group's property investments had a loss of US\$1.7 million, due to the losses recorded for property investments in Hong Kong. Prior to the pandemic when US interest rate (and therefore Hong Kong interest rate) was low, the Renminbi was strong vis-à-vis the USD. More funds from China flowed into Hong Kong for investments as HKD is pegged to USD. The situation now is reverse in that the Renminbi is weak vis-à-vis the USD and US interest rate (and also in Hong Kong) is high. As a result, it is more costly for mainland Chinese to purchase Hong Kong properties now, contributing to a slower Hong Kong property market. The Group had to book a fair valuation loss of US\$2.1 million for the Group's Hong Kong property investments. With

the possible lowering of US interest rate in the latter part of 2024, market players are cautiously optimistic that the situation would improve. However, the Group is prepared to take more fair valuation losses should the situation worsen.

Let us move on to Japan. Japan's property market remains robust. The Group sold three properties under development and netted US\$1.4 million profit. Investment returns under this business segment has also increased in FY2023. Overall, this business segment's profit was US\$1.2 million, a 12% increase from FY2022. However, had the JPY/USD rate been stronger, a higher profit could be recorded.

Overall, through the Group's collective effort and despite some sectors not going as well as we had hoped for, we achieved a net profit of US\$5.1 million. The Board is pleased to propose a final dividend of 2.2 Singapore cents per ordinary share to be paid on 31 May 2024 should the dividends proposed be approved in the upcoming Annual General Meeting. Together with the interim dividend of 2.2 Singapore cents per ordinary share paid in 2023, the Group's total annual dividend for FY2023 is 4.4 Singapore cents per ordinary share, representing around 51% payout of FY2023's net profit.



# EXECUTIVE CHAIRMAN'S MESSAGE

## CONVERGING STRENGTHS DIVERSIFYING POTENTIAL

It is paramount for the Group that we have a diversified portfolio of ships and properties so the two asset classes can complement each other at different stages of each asset class's business cycle. However, we do need to re-look at the potential of each asset class and re-balance accordingly.

For our ship portfolio, we need to dispose of our older and smaller vessels. We will not rush to deploy our proceeds, but will study the possible ship types, including size and engine type to determine the best portfolio for the Group. In the meantime, we will actively manage the charters of our existing ships to ensure the best possible returns.

For Hong Kong property investments, our main partner is working hard to market the completed units including providing brokers with higher sales commission and enticing buyers with rebates. Meanwhile, we are not likely to increase the exposure further from our current exposure so as to manage our risks.

For our Japan property investments, other than our ALERO projects, we are also expanding our asset management portfolio to include more diversified property assets, including PFI projects, solar power plants, group homes, and hospitality projects.

Sustainability and artificial intelligence have been the dominant topics in the current economic landscape. We will re-look at our investment framework to finetune the process so as to include sustainability targets as part of our investment objectives where applicable. We will explore opportunities for technologies including but not limited to artificial intelligence to improve efficiency and returns. Through converging the strengths of our people and our expertise, we hope to further diversify our returns potential.

## LEADERSHIP RENEWAL

As we have announced, Mr. Kenji Fukuyado had stepped down as CEO from 29 February 2024. I would like to take this opportunity to thank Mr. Fukuyado for his years of solid stewardship, including leading the Group to achieve our record profit in 2021 and 2022. Mr. Fukuyado has contributed tremendously to the Group not just during his years as CEO of the Group, but throughout his years with the Group.



Artist's impression of PFI Kuki City, Saitama Prefecture

With Mr. Fukuyado passing on the baton, please join me in welcoming Mr. Masahiro Iwabuchi as our new CEO from 1 March 2024. Mr. Iwabuchi has been with the Group since the Group's founding and is a very competent and experienced leader. I am confident that with Mr. Iwabuchi's seasoned leadership, our Group would be steered towards a future rich with potential and purpose. I look forward to a new and prosperous era of stewardship under Mr. Iwabuchi.

## GRATITUDE

As we move into a year of uncertainties, the one thing that is certain is that we would not be able to achieve what we have achieved for the past years if not for the unwavering support of our shareholders, the Board, management, employees, clients, business partners, and bankers. I would like to express my gratitude to all our stakeholders for your continued trust and support. Together, we will forge a path of steadfast progress with shared success and will build a future for Uni-Asia that is as sustainable as it is prosperous.

## MICHIO TANAMOTO

Executive Chairman  
Uni-Asia Group Limited  
15 March 2024



# FORMER CEO'S MESSAGE



I wish to express my sincere thanks and appreciation to Executive Chairman Mr. Michio Tanamoto for his vision and dedication to the Group's growth and expansion.

**KENJI FUKUYADO**  
Former Chief Executive Officer

## Dear Shareholders, Colleagues and Friends,

Just over three years ago, I was honoured and humbled to be appointed as the Chief Executive Officer to lead Uni-Asia. Immediately after I stepped into the role, we encountered a global pandemic unparalleled in our lifetime, casting uncertainty across our operations and prospects. Yet, it was the extraordinary hard work, resilience, and diligence of our team, which inspired me to lead the Group forward with confidence. Together, we navigated these challenges and achieved exceptional results in FY2021 and FY2022.

To ensure the Group's continued success, in my FY2022 message, I outlined strategic objectives we set for ourselves in the forthcoming years. These included intensifying our marketing efforts to discover new business opportunities, enriching the Group's marketing talent pool, increasing assets under management ("AUM"), enhancing operational efficiencies through IT investments, and promoting younger employees to managerial roles over the next few years as part of the Group's succession plan. I am pleased to announce that we have made significant progress in each of these goals and have also amplified our investments with a focus on sustainability.

While achieving these goals is still a work-in-progress, I take great pride and comfort that I am leaving Uni-Asia in the very capable hands of Mr. Masahiro Iwabuchi. Mr. Iwabuchi has been with Uni-Asia since its inception and

has extensive experience across the Group's businesses. I have no doubt that under Mr. Iwabuchi's competent leadership, Uni-Asia will reach unprecedented heights.

Uni-Asia has been a place I call home since 2001 and I am overwhelmed with emotions while penning this letter. However, I have made the heartfelt decision to retire on 29 February 2024, to dedicate more time to my family. It is not an easy decision to make, but an important one for the well-being of my family and the continued success and leadership transition within Uni-Asia.

I wish to express my sincere thanks and appreciation to Executive Chairman Mr. Michio Tanamoto for his vision and dedication to the Group's growth and expansion. I am also deeply grateful to our exceptional colleagues across Hong Kong, Japan, Singapore, and mainland China for their unwavering dedication and professionalism. Last but not least, I would like to thank all shareholders, clients, and counterparties for your trust and support. I have devoted myself wholly to this role and hope that you feel my efforts have honoured your confidence in me.

It has truly been my privilege to lead and represent Uni-Asia. Take care, and I look forward to a time when our paths may cross again!

**KENJI FUKUYADO**  
Former Chief Executive Officer  
29 February 2024

# NEW CEO'S MESSAGE

I am well-acquainted with Uni-Asia's strengths and the challenges we face, and I am committed to steering us through these complexities with the same tenacity that has been the hallmark of our journey so far.

**MASAHIRO IWABUCHI**  
Chief Executive Officer



## Dear Shareholders, Colleagues and Friends,

I am thankful and humbled to be appointed the Chief Executive Officer of Uni-Asia. For the past three years, Mr. Kenji Fukuyado has been optimising Uni-Asia's portfolio and enhancing the Group's strategic orientation to forge a path towards a more profitable and sustainable future. The Uni-Asia that I inherit from Mr. Fukuyado boasts a strong balance sheet, healthy cash position, reduced debt, and a robust asset mix. As we navigate an external environment marked by numerous uncertainties – from climate change and geopolitical strife to macroeconomic volatility – we at Uni-Asia stand united and resolute. We are prepared

to confront these challenges head-on, with a firm belief in our collective strength to not just endure but triumph.

Please allow me to introduce myself briefly. I have been with Uni-Asia since its inception, leading initiatives across various sectors, including distressed assets, property investments, and, more recently, serving as an Executive Director since 2018. I am well-acquainted with Uni-Asia's strengths and the challenges we face, and I am committed to steering us through these complexities with the same tenacity that has been the hallmark of our journey so far.





**To ensure Uni-Asia's continued success, it is imperative that we invest in our people, seek new business opportunities, utilise IT to our advantage, and regularly refresh our asset portfolio.**

Building on the solid foundation established by previous CEOs, I am committed to guiding Uni-Asia into its next growth phase. This will involve revisiting our investment framework to integrate sustainability considerations, enhancing staff training to elevate their

skills, and capitalising on emerging technologies to maximise our returns.

Uni-Asia has a strong, hardworking team supported by a network of reliable partners. We are in a much better shape than we were before. Together, we will overcome all challenges and propel ourselves to new heights. I am excited about what we can achieve together and look forward to working with you in the years to come.

**MASAHIRO IWABUCHI**  
Chief Executive Officer  
1 March 2024

# GROUP FINANCIAL HIGHLIGHTS

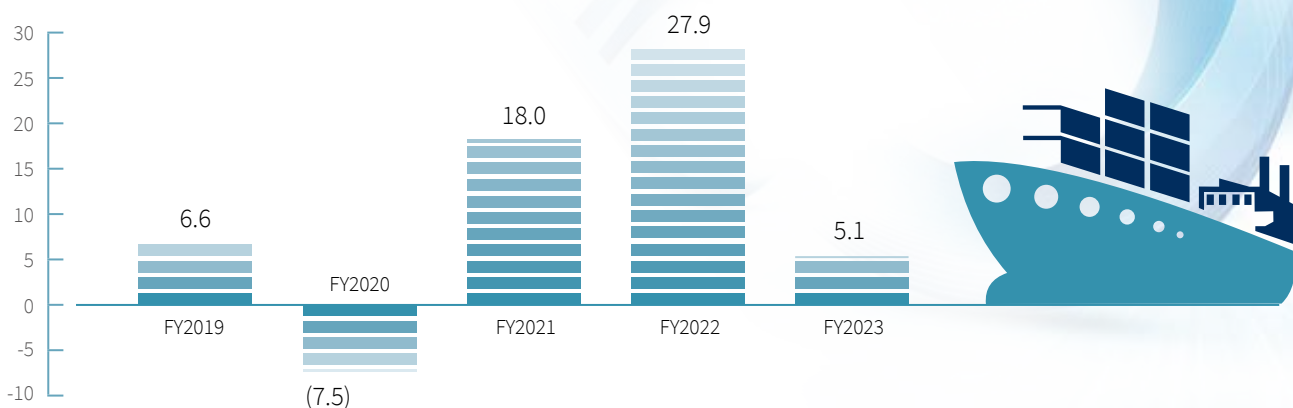
## SHARE CAPITAL INFORMATION

Number of Ordinary Shares: **78,599,987**

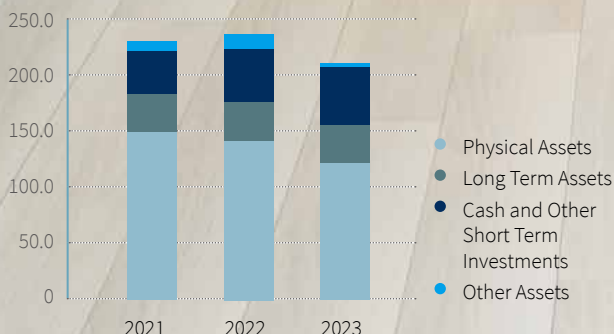
SGX Stock Code: **CHJ**

Bloomberg Stock Code: **UAG:SP**

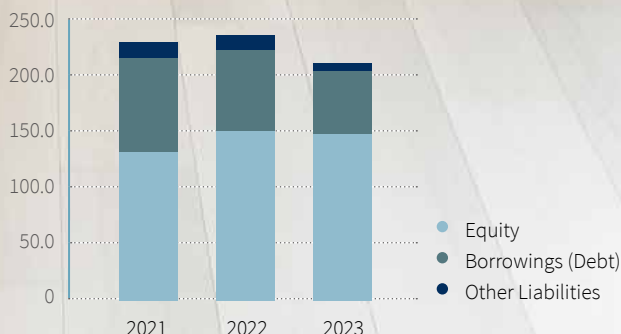
## PERFORMANCE AFTER TAX (US\$' million)



## ASSETS (US\$' million)

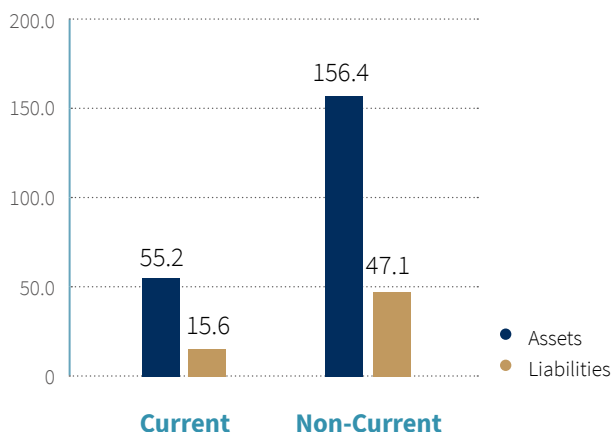


## EQUITY AND LIABILITIES (US\$' million)



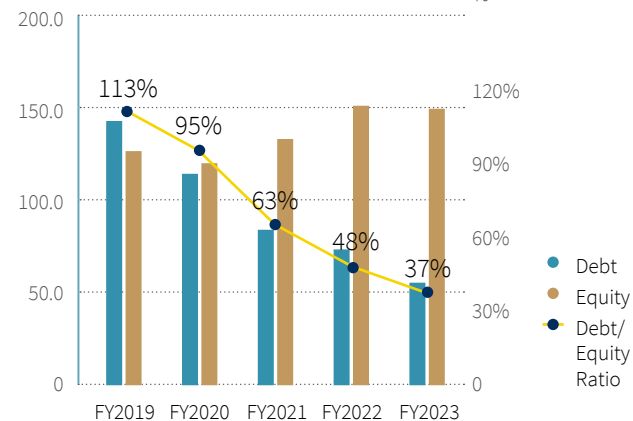
## FINANCIAL POSITION (As at 31 December 2023)

US\$' million



## DEBT/EQUITY RATIO

US\$' million





# GROUP FINANCIAL REVIEW

## 1. GROUP FINANCIAL PERFORMANCE

Selected Data From Consolidated Statement of Profit or Loss	The Group		
	FY2023 US\$'000	FY2022 US\$'000	% Change
Charter Income	37,812	65,279	(42%)
Fee Income	4,669	6,596	(29%)
Sale of Properties under Development	12,130	8,658	40%
Investment Returns	2,618	4,712	(44%)
Interest Income	586	208	182%
Other Income	219	683	(68%)
<b>Total Income</b>	<b>58,034</b>	<b>86,136</b>	<b>(33%)</b>
<b>Total Operating Expenses</b>	<b>(47,523)</b>	<b>(53,608)</b>	<b>(11%)</b>
<b>Operating Profit</b>	<b>10,511</b>	<b>32,528</b>	<b>(68%)</b>
<b>Profit before Tax</b>	<b>6,224</b>	<b>28,928</b>	<b>(78%)</b>
Income Tax Expense	(1,161)	(1,039)	12%
<b>Profit for The Year</b>	<b>5,063</b>	<b>27,889</b>	<b>(82%)</b>

### Total Income

Total income of the Group was US\$58.0 million for the year ended 31 December 2023 ("FY2023"), a 33% decrease from US\$86.1 million for the year ended 31 December 2022 ("FY2022"). Changes in major components of total income, including charter income, fee income, sale of properties under development, investment returns, interest income and other income are explained below.

#### (1) Charter Income

Charter income decreased by 42% from US\$65.3 million in FY2022 to US\$37.8 million in FY2023.

As port congestion eased after COVID-19 pandemic, the dry bulk market slowed down steadily from mid-2022 through 3Q2023 before rebounding in 4Q2023 due in part to strong demand and Panama Canal transit disruption. Notwithstanding 4Q2023 rebound, the dry bulk market for smaller vessels were down significantly by as much as 50% compared to 2022 as it normalised following the exceptional 2022.

Accordingly, the Group's 2023 average daily charter had reduced compared to that of 2022. In 4Q2023, the average daily charter increased vis-à-vis 3Q2023 after decreasing for the first 3 quarters of 2023.

#### (2) Fee Income

Total fee income was US\$4.7 million in FY2023, a decrease of 29% from US\$6.6 million in FY2022.

Recurring asset management and administration fee income for FY2023 reduced by 6% from that in FY2022, mainly due to the weakened JPY in translating such fees earned by Japan subsidiary Uni-Asia Capital (Japan) Ltd from JPY to USD, notwithstanding that such fees had increased in JPY terms from FY2022 to FY2023.

Arrangement and agency fee decreased in FY2023 due mainly to absence of one-off ship-related arrangement fee income in FY2023.

Brokerage commission decreased in FY2023 by 23% due to: (i) the decrease in ship charter rates because ship brokerage commission is based on ship charter rates, (ii) decrease in property related brokerage deals in Japan; as well as (iii) weakened JPY in translating such fees from JPY to USD for property related brokerage fees from Japan.

#### (3) Sale Of Properties Under Development

Properties under development were sold for a total of US\$12.1 million in FY2023 compared to US\$8.7 million in FY2022, an increase of 40%. The increase is mainly due to 3 projects sold in FY2023 compared to 2 projects sold in FY2022.

#### (4) Investment Returns

Investment returns for FY2023 was a gain of US\$2.6 million compared to US\$4.7 million for FY2022, a decrease of 44%.

In FY2023, the Group recognised realised gains of US\$0.9 million from sale of investment property, US\$2.7 million from distributions from ship joint-investments, and US\$0.3 million from disposal of small residential property investments which the Group had minority stake.

# GROUP FINANCIAL REVIEW

Property rental income was US\$0.6 million for FY2023, similar to that in FY2022.

On the other hand, US\$2.1 million fair valuation loss was booked in FY2023 for the Group's portfolio of Hong Kong property investment projects, as the property market in Hong Kong had not recovered post COVID-19 pandemic.

## (5) Interest Income

With increasing interest rates, the Group recorded US\$0.6 million interest income in FY2023, an increase of 182% from US\$0.2 million in FY2022.

## (6) Other Income

No significant one-off miscellaneous income was received in FY2023. Other income reduced by 68% from US\$0.7 million in FY2022 to US\$0.2 million in FY2023.

## Total Operating Expenses

Employee benefits expenses decreased by 37% from US\$10.6 million in FY2022 to US\$6.7 million in FY2023 mainly due to reduction in the accrual of variable performance bonus component associated with weaker performance of the Group. Amortisation and depreciation increased by 9% from US\$9.9 million in FY2022 compared to US\$10.8 million in FY2023 with the capitalisation of qualified drydocking expenses. Vessel operating expenses decreased by 18% to US\$18.6 million in FY2023 from US\$22.6 million in FY2022 despite global inflationary trend due to active cost control. Costs of properties under development sold were US\$10.7 million for FY2023 compared to US\$7.1 million for FY2022 because 3 projects were sold in FY2023 compared to 2 projects sold in FY2022.

Gain on disposal of property, plant and equipment was US\$2.3 million in FY2023. During the year, the Group disposed of the oldest wholly-owned vessel, Uni Auc One built in 2007. While the charter market for dry bulk softened in 2023, dry bulk second-hand prices remained strong. This is attributed to the fact that newbuilding prices have risen over the past year driven by strong shipyard capacity utilisation from high level of containership and gas carrier ordering over the past two years. The Group took advantage of the second-hand market to realise gain from this older vessel.

In January 2024, the Group entered into a contract to sell the Group's 2nd oldest 29k dwt ship built in 2009, M/V Uni Wealth, held through wholly-owned subsidiary Fulgida Bulkship S.A., to an external buyer. The sale was completed in March 2024. As the Group had made an impairment of US\$1.7 million for this vessel in 2020 based on the conditions then present, with the signing of sales contract in 2024, the Group had reversed out US\$1.2 million of the US\$1.7 million impairment as at 31 December 2023 based on the selling price.

No significant foreign exchange was recognised in FY2023 as the Group did not have any significant non-USD foreign currency exposure for FY2023. Translation adjustments for the Group's foreign subsidiaries are taken to reserves and not income statements.

Net operating expenses was US\$47.5 million for FY2023 compared to US\$53.6 million for FY2022, a decrease of 11%.

## Operating Profit

The Group recorded an operating profit of US\$10.5 million for FY2023, a decrease of 68% compared to US\$32.5 million for FY2022.

## Finance Costs And Other Costs

Interest on borrowings was US\$3.6 million for FY2023, an increase of 37% compared to FY2022, a reasonable increase considering the US Federal Reserve had hiked USD interest rate by more than 100% in 2023.

The allocation of profit of US\$0.6 million to Tokumei Kumiai investors are similar to the allocation of profit to non-controlling interest, but for Godo Kaisha structure in Japan. The amounts in FY2023 and FY2022 were mainly due to sharing of profit following disposal of joint-investment ALERO projects.

## Net Profit After Tax

The Group's net profit after tax of for FY2023 was US\$5.1 million, an 82% decrease from the Group's record profit of US\$27.9 million in FY2022.



## 2. CASH FLOWS

Selected Data From Consolidated Statement of Cash Flow	The Group	
	FY2023 US\$'000	FY2022 US\$'000
Net cash flows generated from operating activities	18,990	34,924
Net cash flows used in investing activities	(149)	(1,108)
Net cash flows used in financing activities	(26,609)	(21,505)
Net changes in cash and cash equivalents	(7,768)	12,311
Net effects of foreign exchange rate changes	(1,041)	(1,974)
Cash and cash equivalents at beginning of the year	47,069	36,732
<b>Cash and cash equivalents at end of the year</b>	<b>38,260</b>	<b>47,069</b>

The Group's cash and bank balances decreased by US\$7.8 million in FY2023 after the effects of foreign exchange rate changes. Material items are listed below.

[A] US\$19.0 million was generated from operating activities in FY2023, a decrease of US\$15.9 million from US\$34.9 million in FY2022. The decrease was mainly due to:

- i) reduction in charter income as a result of the normalisation of ship charter market in FY2023 after an exceptional FY2022;
- ii) absence of significant fee income from ship finance arrangement in FY2023; offset by
- iii) higher net proceeds from sale of properties under development due to 3 projects sold in FY2023 compared to 2 projects sold in FY2022.

[B] Cash flows used in investing activities were US\$0.1 million in FY2023.

Main cash inflows from investing activities include:

- i) Proceeds from disposal of an investment property of US\$4.4 million – this pertained to the proceeds from the disposal of an ALERO project classified as investment property in FY2023;

- ii) Proceeds from redemption/sale of investments of US\$2.9 million, of which US\$1.5 million pertained to proceeds paid to the Group by 49% owned Matin Shipping Ltd. ("Matin") following the disposal of the ship under Matin after repayment of Matin's liabilities; and US\$1.4 million pertained to proceeds from sale of investments in Japan; and
- iii) Proceeds from disposal of property, plant and equipment of US\$7.5 million from the disposal of wholly-owned bulker – Uni Auc One.

Main cash outflows from investing activities include:

- i) Purchase of investment property of US\$1.5 million – this pertained to additional construction costs of an existing investment property under construction during the year;
- ii) Capital contribution to investments of US\$7.8 million, of which US\$3.0 million pertained to property investments in Japan and US\$4.8 million pertained to additional injection into Hong Kong property projects; and
- iii) Purchase of property, plant and equipment of US\$6.4 million, of which US\$5.6 million pertained to repurchase of a sale and leaseback vessel (under Karat Bulkship S.A.) and US\$0.7 million pertained to capitalised dry-docking expenses paid in FY2023.

[C] Cash flows used in financing activities were US\$26.6 million in FY2023.

Main cash outflows from financing activities include:

- i) repayments of borrowings of US\$47.8 million offset by proceeds from borrowings of US\$31.8 million;
- ii) interest and other finance cost paid of US\$3.9 million; and
- iii) FY2022 final and special dividends of US\$4.7 million and FY2023 interim dividend of US\$1.3 million.

# MILESTONES



## 2009

- Issued 52,199,200 new shares via private placement. Issued shares increased to 313,195,200 shares.



## 2007

- Successfully listed on the Main Board of SGX-ST.
- Launched Akebono Fund.

## 2010

- Uni-Asia Shipping Limited was established as main ship-owning subsidiary.
- Invested in the Group's first Hong Kong property project.

## 2011

- Issued 156,597,600 new shares by way of Rights Issue. Issued shares increased to 469,792,800 shares.



## 2012

- Capital Advisers changed its company name to Uni-Asia Capital (Japan) Ltd. ("UACJ").
- Completed and sold first small residential project "ALERO ShimoMeguro".

## 2004

- Launched private ship investment fund Searex I & II.
- Established the GCAP Fund, which was jointly managed by Grosvenor Asia and Capital Advisers through Grosvenor Capital Advisers Fund Management Co., Ltd.



## 2001

- Arranged first UK lease transaction for ship.

## 2000

- Subsidiary Capital Advisers Co., Ltd. ("Capital Advisers") was established in Japan for property investment and management.
- Arranged first JOL transaction for ship.

## 1997

- Uni-Asia Finance Corporation ("Uni-Asia") was incorporated in the Cayman Islands with business presence in Hong Kong and Singapore.





### 2013

- Company name was changed from Uni-Asia Finance Corporation to Uni-Asia Holdings Limited.
- Acquired 51% stake in ship management company, Wealth Ocean Ship Management Shanghai Co., Ltd. ("WOSMS").

### 2015

- Completed 10-to-1 share consolidation. Number of shares is now 46,979,280 shares although paid-up capital remains as US\$75,166,848.

### 2017

- The Group celebrated its 20<sup>th</sup> year of founding.
- The Group completed a scheme of arrangement where Singapore incorporated Uni-Asia Group Limited did a share-swap with the shareholders of Uni-Asia Holdings Limited, following which, Uni-Asia Group Limited was listed on and Uni-Asia Holdings Limited was delisted from the Main Board of SGX-ST.

### 2018

- Uni-Asia Career Support Ltd. was established to provide human resource placement services to the hospitality industry in Japan.

### 2019

- The Group placed out 5,420,720 new shares increasing the issued shares to 52,400,000.
- The Group completed a 1 for 2 bonus shares issue aimed at rewarding shareholders and to enhance trading liquidity. Total number of shares increased from 52,400,000 to 78,599,987.
- Arranged first JOL transaction for container boxes.
- WOSMS organised the Group's first crew seminar.

### 2020

- Mr. Kenji Fukuyado was appointed as CEO from April while Mr. Michio Tanamoto remains as Executive Chairman. Position of Chairman and CEO are separate persons in accordance with Code of Corporate Governance 2018.
- AGM held by electronic means for the first time due to the COVID-19 pandemic.
- Disposed of hotel operating business in Japan.
- Disposed of Ital Massima, a 4,300 TEU containership held through the Group's 50% owned joint investment company, Rich Containership S.A.

### 2023

- Exited 49% owned Matin Shipping Limited.
- Disposed of oldest ship in the wholly owned ship portfolio.
- UACJ participated in the tender exercise and won the bid to develop and operate a PFI project called for by the Kuki City government in Saitama Prefecture in Japan. This is the Group's 2<sup>nd</sup> PFI project.
- UACJ started asset management services for 3 solar power plants in Tochigi Prefecture, Japan.
- Principal subsidiary, Uni-Asia Holdings Limited was awarded Good MPF Employer Award for three consecutive years.

### 2022

- Record profit of US\$27.9 million, highest in the history of the Group.
- Declared total dividend of S\$0.145/share, highest in the Group's history.
- The Group was awarded Silver Award Best Investor Relations (small-cap category) for The Singapore Corporate Awards 2022.
- The Group was awarded Winner – Most Transparent Company Award 2022 (Financials Category) for SIAS Investors' Choice Awards 2022.
- Principal Subsidiary, Uni-Asia Holdings Limited was awarded Good MPF Employer Award for two consecutive years.



### 2021

- Disposed of the remaining 3 containership investments in the Group's ship portfolio to focus on small handy-size dry bulk carriers.
- Established fund to develop and hold group homes for the disabled in Japan.
- Grand opening of Wako City Private Finance Initiative ("PFI") Project in Japan.
- Change of registered office.



# INCOME STRUCTURE

		← BUSINESS SEGMENTS →	
Classification of Income per Statement of Profit or Loss	Sub-Classification of Income	<b>SHIPPING</b>	<b>PROPERTY</b>
Charter Income		Chartering of vessels to third parties	
Fee Income	Asset Management & Administration Fee	Asset management and administration of investment fund / investment companies Commercial / Technical management	Asset management and administration of investment fund / investment companies
	Arrangement & Agency Fee	Finance arrangement / Agency work / Arrangement of acquisition and disposal	Finance arrangement / Agency work / Arrangement of acquisition and disposal
	Brokerage Commission	Brokerage of vessel charter	
	Incentive Fee	Fees for meeting investment target	Fees for meeting investment target
Investment Returns	Realised Gain / (Loss)	Realised gain and loss on investments / financial instruments	Realised gain and loss on investments / financial instruments
	Fair Value Adjustment	Fair value adjustments on investments / financial instruments	Fair value adjustments on investments / financial instruments
	Property Rental		Rental from investment properties
Interest Income		Bank deposit interest / Interest from bridge or shareholders' loan	Bank deposit interest and finance lease interest





## SHIPPING

Maritime Asset Management

Ship Owning and Chartering

Maritime Services



## PROPERTY

Property Investment  
Ex-Japan

Property Investment  
In-Japan

# OUR BUSINESS



# OUR BUSINESS



## MARITIME ASSET MANAGEMENT



When Uni-Asia was founded, one of the main business activities of the Group was structured finance arrangement. Accordingly, the Structured Finance Department (“SFD”) was established to provide finance arrangement solutions to our clients. Services provided include, *inter alia*, arranging project financing; financing of aircraft and vessels; arranging revolving loans as well as bridge loans. In 2000, SFD arranged the Group’s first Japan Operating Lease (“JOL”) for ship. Thereafter, JOL became a signature product of the Group. In 2001, the first United Kingdom lease transaction for ship was arranged. As the Group began investing in ships, a Maritime Investment Department was set up before merging with SFD to become the current Maritime Asset Management Department (“MAMD”) in 2017. The results of MAMD are represented by Maritime Asset Management business segment.

MAMD currently manages a portfolio of joint-investment dry bulk carriers with shareholdings of 18%, contributing to fee income of the Group. In addition, any valuation adjustment and/or dividend payment from these joint-investment companies would add to the Group’s investment returns.

With regard to finance arrangement, MAMD builds upon the good track record of the Group to provide reliable integrated bespoke financing solution services to our clients. MAMD typically acts as the arranger and agent for structured financing products provided by various third-party financial institutions. MAMD specialises in arranging financing for asset acquisitions by its clients and also offer tax-enhanced structured services and products, including mortgage financing; tax-oriented leases such as JOL products. Such transactions, when successful, would contribute to arrangement fee income of the Group.



**Over the Group's history, MAMD had arranged more than 140 deals with total value exceeding US\$8 billion. Notwithstanding the successful track record, MAMD never stop exploring new finance arrangement products to cater to our clients' needs, as evidenced by MAMD's first JOL transaction for container boxes in 2019. MAMD will continue to innovate and evolve so as to continue contributing positively to the Group's bottom-line.**

- Maritime Asset Management Department provides an integrated service to our clients by offering financing solutions tailor-made to our clients' needs.
- Typically act only as the arranger and agent for the structured financing provided by third party financial institutions.
- Arrange financing for asset acquisitions by our clients as well as offer tax-enhanced structured services and products, including mortgage financing, tax-oriented leases such as Japanese operating leases, with fees received on each completed transaction.
- Manages a portfolio of joint-investment ships and receives fees from managing and administering these joint-investments.

## MARITIME ASSET MANAGEMENT FLEET

	Name of Ship Owning Entity	Name of Ship	Ownership Percentage	Type	DWT	Shipyard	Year Built
1.	Olive Bulkship S.A.	Kellett Island	18%	Bulk Carrier	57,836	Tsuneishi	2015
2.	Polaris Bulkship S.A.	Trident Star	18%	Bulk Carrier	57,836	Tsuneishi	2015
3.	Quest Bulkship S.A.	Uni Harmony	18%	Bulk Carrier	37,700	Imabari	2016
4.	Stella Bulkship S.A.	Uni Blossom	18%	Bulk Carrier	37,700	Imabari	2018
5.	Unicorn Bulkship S.A.	Uni Sunshine	18%	Bulk Carrier	36,300	Oshima	2018
6.	Victoria Bulkship S.A.	Uni Horizon	18%	Bulk Carrier	36,300	Oshima	2018
7.	Tiara Bulkship S.A.	Sider Montediprocida	18%	Bulk Carrier	37,700	Imabari	2020

As at 15 March 2024

# OUR BUSINESS



## SHIP OWNING AND CHARTERING

Following the aftermath of Lehman Brothers collapse in 2008, the prices of newbuilt dry bulk carriers came down from their highs in 2007-2008 period. The Group decided it was a good time to build up a portfolio of wholly-owned small handy-size dry bulk carriers so as to provide the Group with stable recurring income and operating cash flows from the charter income of the ship portfolio. In 2010, the Group established Uni-Asia Shipping Limited to achieve this business objective. Over time, the Group has built up a portfolio of wholly-owned dry bulk carriers and a network of valuable charterer clients.



### SHIP OWNING AND CHARTERING PORTFOLIO

#### Victoria Harbour



Tonnage: **29,100 dwt**

Year Built: **2011**

Shipyard: **Y-Nakanishi**

#### Uni Challenge



Tonnage: **29,078 dwt**

Year Built: **2012**

Shipyard: **Y-Nakanishi**

#### Clearwater Bay



Tonnage: **29,118 dwt**

Year Built: **2012**

Shipyard: **Y-Nakanishi**

#### Ansac Pride



Tonnage: **37,094 dwt**

Year Built: **2013**

Shipyard: **Onomichi**

#### Island Bay



Tonnage: **37,649 dwt**

Year Built: **2014**

Shipyard: **Imabari**

#### Glengyle



Tonnage: **37,679 dwt**

Year Built: **2015**

Shipyard: **Imabari**

#### Inspiration Lake



Tonnage: **37,706 dwt**

Year Built: **2015**

Shipyard: **Imabari**

#### Uni Bulker



Tonnage: **37,700 dwt**

Year Built: **2016**

Shipyard: **Imabari**

As at 15 March 2024





## MARITIME SERVICES



As the Group began expanding the portfolio of ships, a team of highly experienced shipping professionals were recruited to manage the ship portfolio commercially and technically. Maritime Business Department (“MBD”) was soon established. The Group is able to provide a wide array of ship-related services including asset management and ship finance arrangement (through MAMD), charter brokerage and ship management services (through MBD). The results of MBD are represented by Maritime Services business segment.

MBD is responsible for putting in place a strategy of having a mixture of short to mid-term charter periods with different charter rates so as to maximise the charter income for the Group. At the same time, MBD has to ensure smooth operations of our ships time-chartered to our clients. With a dedicated team working around the clock, MBD is able to ensure the Group’s shipping assets deliver optimum results to clients and investors.

# OUR BUSINESS

## PROPERTY INVESTMENT EX-JAPAN

When the Group was founded in 1997, other than structured finance arrangement, distressed asset investments was the other main business focus of the Group. Following the realisation of distressed assets in the Group's portfolio, the Group began looking for new business opportunities in China and Hong Kong, and established the Property Investment Department ("PID"). In 2007, PID purchased 14 office units in China Shine Plaza, Guangzhou, China. In 2010, PID partnered with

developer First Group Holdings Limited ("First Group") in Hong Kong to develop the Group's first Hong Kong property project at 35 Hung Tung Road. Following the success of the first Hong Kong project, the Group continued partnering with First Group, and we have to-date worked on 8 projects together. The performance of PID is represented by Property Investment (ex-Japan) business segment.

1	2	3	4	5	6	7	8
<b>Exited</b>	<b>Exited</b>	<b>Exited</b>					
1	2	3	4	5	6	7	8
HTR35	CSW650	K83	T18	T73	CSW1018	T11	CSW918/926



**4<sup>TH</sup> HONG KONG  
PROPERTY PROJECT**




**5<sup>TH</sup> HONG KONG  
PROPERTY PROJECT**



**6<sup>TH</sup> HONG KONG  
PROPERTY PROJECT**



**7<sup>TH</sup> HONG KONG  
PROPERTY  
PROJECT**



**8<sup>TH</sup> HONG KONG  
PROPERTY  
PROJECT**





# OUR BUSINESS

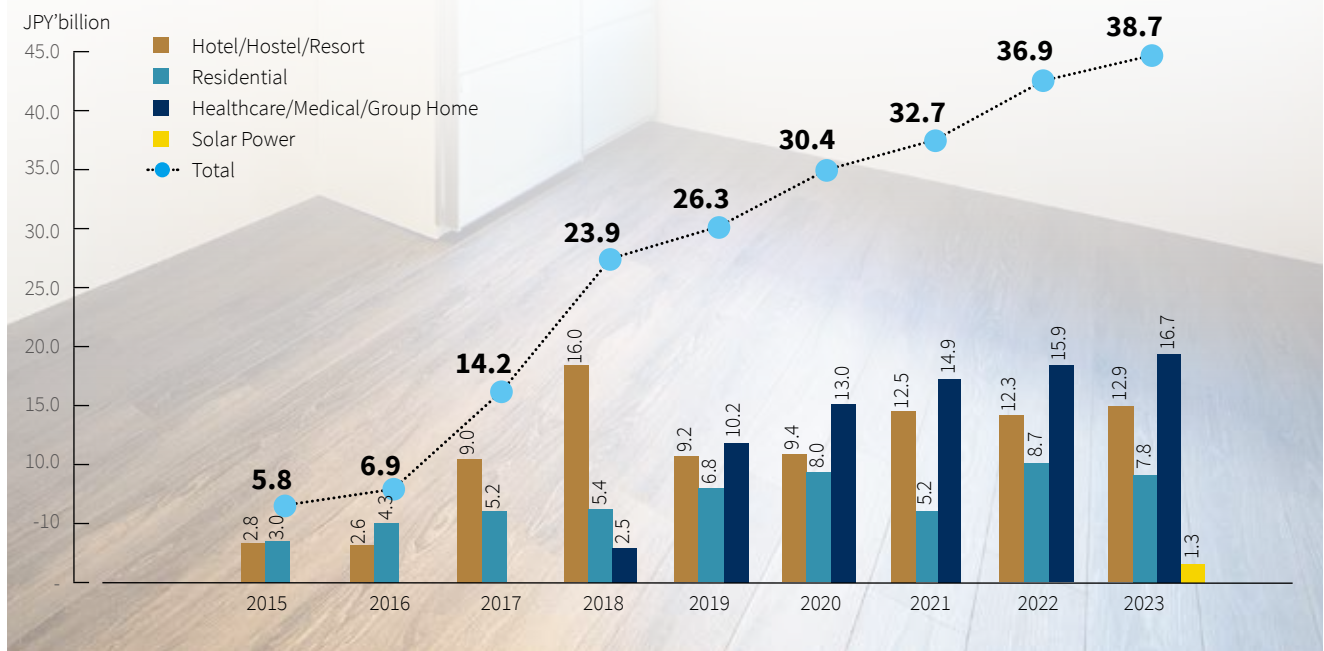


## PROPERTY INVESTMENT IN-JAPAN



In the year 2000, the Group established wholly-owned subsidiary Capital Advisers Co., Ltd. (“Capital Advisers”) in Japan for property investment and management. In the same year, Capital Advisers formed an investment partnership with Grosvenor Asia to invest in residential properties in Tokyo. Capital Advisers together with Grosvenor Asia, formed Grosvenor Capital Advisers Fund Management Co., Ltd. in 2004 to manage the GCAP Fund. In 2005, the Stable Residential Fund was established by Capital Advisers together with Grosvenor Fund Management Japan Limited and Diamon Realty Management Inc., a wholly-owned subsidiary of Mitsubishi Corporation.

### UACJ ASSET MANAGEMENT AUM BY SEGMENT





Together, the GCAP Fund and Stable Residential Fund held more than 30 residential buildings with close to 1,400 units. Meanwhile in 2005, Capital Advisers acquired a hotel management company and began hotel operating business. Through these funds, Capital Advisers gathered substantial property investment and management expertise over the years.

In the year 2012, Capital Advisers changed its name to Uni-Asia Capital (Japan) Ltd. ("UACJ") to align its identity with the Group. In the same year, UACJ completed and sold the Group's first small residential development ALERO project – ALERO ShimoMeguro. Since then, the ALERO projects have become a specialty product of the Group. Meanwhile, UACJ continues to innovate and expand different properties, including hospitality and healthcare properties for its asset management business. In 2019, UACJ-led consortium successfully won the bid to develop a private finance initiative ("PFI") public facilities development project in Wako City – PFI Wako City Hirosawa Complex. This Complex had its grand opening in 2021. In 2021, UACJ established a fund to invest in Group Home for the Disabled. In 2023, UACJ participated and won the tender exercise to develop and operate a PFI project in Kuki City, Saitama Prefecture, Japan. This is the Group's 2<sup>nd</sup> PFI project. In the same year, UACJ started asset management services for 3 solar power plants in Tochigi Prefecture, Japan. Such projects reflect the Group's commitment to good corporate citizenship and sustainable business practices.

Due to UACJ's continual search for new assets to manage and reputation built up over the years, UACJ's assets under management had reached JPY38.7 billion as at end of 2023 from just JPY5.8 billion as at end of 2015. Such assets include hotel/hostel/resort property assets; residential property assets; as well as healthcare/medical/group home property assets. Such assets were expanded to include solar power plants in 2023. The different asset classes demonstrated the depth and scope of UACJ's asset management capabilities.



# CORPORATE SOCIAL RESPONSIBILITY

## Uni-Asia Capital (Japan) Ltd ("UACJ") Assets Under Management – Solar Power Plants

The Group's Japan subsidiary UACJ started asset management services for 3 solar power plants in Tochigi Prefecture. Tochigi Prefecture is situated north of Tokyo that encompasses part of Nikko National Park. The first of the three power plants started generating electricity from December 2023.



Kami Ishikawa Solar Power Plant



Site of Otawara Solar Power Plant



Site of Nasu Karasuyama Solar Power Plant

## Private Finance Initiative ("PFI") Projects



On 28 November 2023, UACJ-led consortium won the bid to develop and operate a private finance initiative ("PFI") project called for by the Kuki City government in Saitama Prefecture in Japan. The PFI project is a public work facilities development project to build a public use facility which utilises residual heat from an existing waste treatment plant in Kuki City. The consortium will operate the facility for 20 years following the completion of the development of the facility, which is expected to take place in 2027. This is the Group's 2<sup>nd</sup> PFI project following the PFI project in Wako City, Saitama Prefecture, Japan which was completed in December 2021. This project is in line with the Group's commitment to good corporate citizenship and sustainable business practices, and its belief in creating shared value and improving the impact of its businesses on society.

## Principal Subsidiary, Uni-Asia Holdings Limited was awarded 2022-2023 Good MPF Employer Award



Every year, the Mandatory Provident Fund Schemes Authority of Hong Kong ("MPF") awards Good MPF Employer Award to specially commend and give public recognition to employers that have made continuous efforts to further enhance the retirement protection of their employees.



Our principal subsidiary in Hong Kong, Uni-Asia Holdings Limited was awarded 2022-2023 Good MPF Employer Award for the third consecutive year.



This award is an attestation to the Group's commitment to good employment practices.

**KEY PARTNERS**

**The Caring Company Logo by the Hong Kong Council of Social Service in 2023/24**

Awarded by The Hong Kong Council of Social Service  
 香港社會服務聯會頒發



## Community Service - Hong Kong

As part of the Group's continuing effort to contribute back to the community, on 22 September 2023, Uni-Asia Holdings Limited initiated an event to distribute meal boxes and gift bags to seniors to celebrate mid-autumn festival in Hong Kong.



The event was very well received by the community and staff. The Group will roll out more such events going forward and in other offices as well.



Charity Walkathon in Mai Po Nature Reserve, Hong Kong organized by charity organization WWF for fund raising.



## Community Service - Singapore

On 27 October 2023, Uni-Asia Group Limited in Singapore partnered with SPD to serve people with special needs by accompanying SPD's clients on an outing to Changi Jewel.



**Corporate Membership Programme  
2023/24 - Silver Member**



**WWF Earth Hour 2024  
'Give an hour for Earth'**



# CORPORATE ORGANISATION

As at 15 March 2024

**SG**

## UNI-ASIA GROUP LIMITED

Company Registration No: 201701284Z  
Incorporated in the Republic of Singapore  
Investment Holding | Listed on SGX-ST

**HK**  
100%

## UNI-ASIA HOLDINGS LIMITED

(Incorporated in the Cayman Islands)  
Alternative Asset Management

**SG**  
100%

**Uni-Asia Capital (Singapore) Limited**  
MAMD Related Business

**HK**  
100%

**Uni-Asia Shipping Limited**  
Ship Owning Business

**HK**  
100%

**Uni Ships and Management Limited**  
Project / Ship Management

**HK**  
100%

**Uni-Asia Capital Company Limited**  
Property Investment Holding

**JP**  
100%

**Uni-Asia Capital (Japan) Ltd.**  
Property Investment Management

**JP**  
100%

**Uni-Asia Investment Ltd.**  
Property Investment Holding

## SHIPPING

**Maritime Asset Management**

Investment / Asset Management of Ships  
  
Finance Arrangement

**Ship Owning and Chartering**

Ship Owning and Chartering

**Maritime Services**

Commercial / Technical Management of Ships  
  
Ship Related Brokerage

## PROPERTY

**Property Investment (ex-Japan)**

Investment / Asset Management of Properties ex-Japan

**Property Investment (in-Japan)**

Investment / Asset Management of Properties in-Japan

Business Segments

Sub-Business Segments

Business Nature

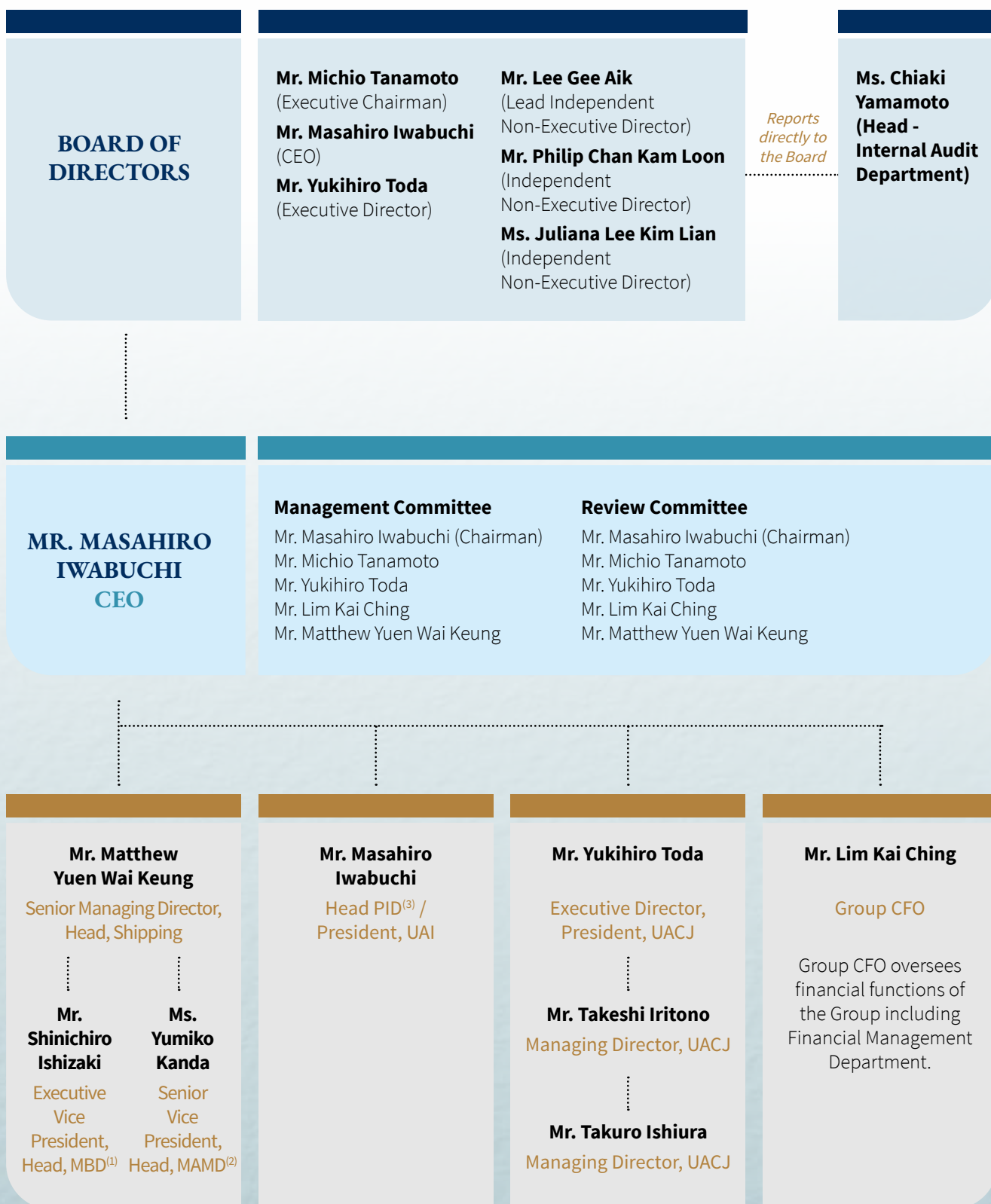
**SG:** Singapore **HK:** Hong Kong **JP:** Japan

Above represents major group companies only for illustrative purpose.



# MANAGEMENT ORGANISATION

As at 15 March 2024



(1) MBD: Maritime Business Department

(2) MAMD: Maritime Asset Management Department

(3) PID: Property Investment Department

# CORPORATE INFORMATION

## BOARD OF DIRECTORS

### Executive Directors

**Michio Tanamoto**  
(Executive Chairman)

**Masahiro Iwabuchi**  
(Chief Executive Officer)

**Yukihiro Toda**  
(Executive Director)

### Non-Executive Directors

**Lee Gee Aik**  
(Lead Independent  
Non-Executive Director)

**Philip Chan Kam Loon**  
(Independent  
Non-Executive Director)

**Juliana Lee Kim Lian**  
(Independent  
Non-Executive Director)

## COMMITTEES

### Audit Committee

Lee Gee Aik  
(Chairman)  
Philip Chan Kam Loon  
Juliana Lee Kim Lian

### Nominating Committee

Philip Chan Kam Loon  
(Chairman)  
Lee Gee Aik  
Juliana Lee Kim Lian

### Remuneration Committee

Juliana Lee Kim Lian  
(Chairman)  
Lee Gee Aik  
Philip Chan Kam Loon

## PRINCIPAL BANKERS

### Mizuho Bank, Ltd.

Hong Kong Branch  
12<sup>th</sup> Floor, K11 Atelier,  
18 Salisbury Road  
Tsim Sha Tsui Kowloon  
Hong Kong

Singapore Branch  
12 Marina View #08-01  
Asia Square Tower 2  
Singapore 018961

### The Hong Kong and Shanghai Banking Corporation Limited

Head Office,  
1 Queen's Road Central,  
Hong Kong

### CTBC Bank Co., Ltd.

No. 168, Jingmao 2<sup>nd</sup> Road,  
Nangang Dist., Taipei 11568,  
Taiwan, R.O.C.

### Bank Sinopac

Hong Kong Branch  
18/F., One Peking, 1 Peking Road  
Tsim Sha Tsui, Hong Kong

## COMPANY SECRETARY

Joanna Lim Lan Sim, ACIS

## COMPANY REGISTRATION NO.

201701284Z

## REGISTERED OFFICE

30 Cecil Street #10-06/07,  
Prudential Tower,  
Singapore 049712  
Tel: (65) 6438 1800  
Fax: (65) 6438 1500

## SHARE REGISTRAR AND SINGAPORE SHARE TRANSFER AGENT

### Tricor Barbinder Share Registration Services

9 Raffles Place #26-01  
Republic Plaza Tower 1  
Singapore 048619

## AUDITOR

### KPMG LLP

12 Marina View #15-01  
Asia Square Tower 2  
Singapore 018961

Partner-in-charge:  
Kenny Tan Choon Wah  
(Appointed in 2023)

## CORPORATE WEBSITES

(available in English and/or Japanese)

### UNI-ASIA GROUP LIMITED

[www.uni-asia.com](http://www.uni-asia.com)

### UNI-ASIA SHIPPING LIMITED

[www.uniasishipping.com](http://www.uniasishipping.com)

### UNI-ASIA CAPITAL (JAPAN) LTD

[www.uni-asia.co.jp](http://www.uni-asia.co.jp)



# CORPORATE INFORMATION

## PRINCIPAL PLACES OF BUSINESS

As at 31 December 2023



## SINGAPORE

### Uni-Asia Group Limited

30 Cecil Street #10-06/07,  
Prudential Tower,  
Singapore 049712  
Tel: (65) 6438 1800  
Fax: (65) 6438 1500

9 employees

## CHINA

### Hong Kong

#### Uni-Asia Holdings Limited

30/F., Prosperity Millennia Plaza,  
No. 663 King's Road,  
North Point, Hong Kong  
Tel: (852) 2528 5016  
Fax: (852) 2528 5020

26 employees

### Guangzhou

#### Uni-Asia Guangzhou Property Management Co., Ltd.

Room 2401, Guangzhou Foreign  
Economic & Trade Building,  
351 Tianhe Road, Guangzhou,  
510620, China  
Tel: (86) 20 3880 2213

1 employee

### Shanghai

#### Wealth Ocean Ship Management (Shanghai) Co., Ltd.

Room 701,  
Yongda International Tower,  
2277 Longyang Road,  
Pudong District, Shanghai,  
201204, China  
Tel: (86) 21 5888 8007  
Fax: (86) 21 5888 8053

14 employees

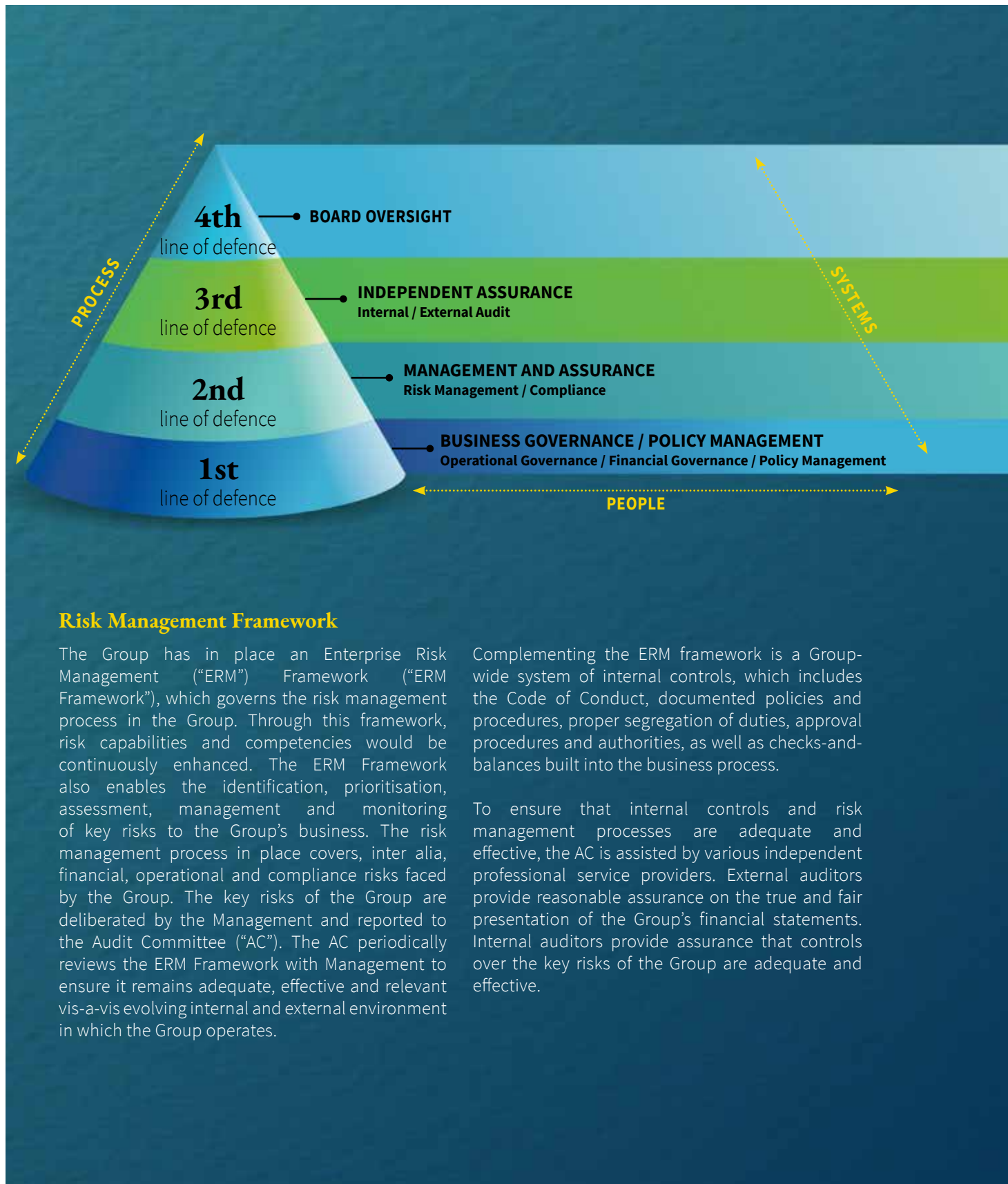
## JAPAN

### Uni-Asia Capital (Japan) Ltd.

Hulic Kandabashi Building 5F,  
1-21-1 Kanda Nishikicho,  
Chiyoda-ku, Tokyo,  
Japan, 101-0054  
Tel: (81) 3 3518 9200  
Fax: (81) 3 3518 9201

23 employees

# RISK MANAGEMENT



## Risk Management Framework

The Group has in place an Enterprise Risk Management (“ERM”) Framework (“ERM Framework”), which governs the risk management process in the Group. Through this framework, risk capabilities and competencies would be continuously enhanced. The ERM Framework also enables the identification, prioritisation, assessment, management and monitoring of key risks to the Group’s business. The risk management process in place covers, inter alia, financial, operational and compliance risks faced by the Group. The key risks of the Group are deliberated by the Management and reported to the Audit Committee (“AC”). The AC periodically reviews the ERM Framework with Management to ensure it remains adequate, effective and relevant vis-a-vis evolving internal and external environment in which the Group operates.

Complementing the ERM framework is a Group-wide system of internal controls, which includes the Code of Conduct, documented policies and procedures, proper segregation of duties, approval procedures and authorities, as well as checks-and-balances built into the business process.

To ensure that internal controls and risk management processes are adequate and effective, the AC is assisted by various independent professional service providers. External auditors provide reasonable assurance on the true and fair presentation of the Group’s financial statements. Internal auditors provide assurance that controls over the key risks of the Group are adequate and effective.



## Investment Approval Process

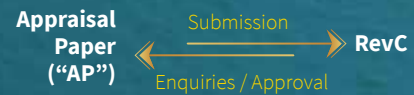
An important component of the Group's overall risk management is the investment approval process. The process aims to be robust in managing downside risk when deploying the Group's resources for investments while at the same time prompt in capitalising potential investment opportunities.

A summary of the Group's investment process is as follows. Members of the Review Committee are listed on page 31 "Management Organisation".

**STEP 1** Brief project summary is prepared in the form of Concept Paper to seek approval for resources to be deployed for further analysis.



**STEP 2** A detailed analysis is done to seek in principle approval for the investment subject to final due diligence and satisfactory documentation.



**STEP 3** A Final Investment Paper is prepared with final conditions of the project.



- Seek Board's approval for investment where applicable
- Proceed with investment



# INVESTOR RELATIONS

## Uni-Asia's Commitment to Investor Relations

2023 marks the 16<sup>th</sup> year since Uni-Asia Group was listed on the Mainboard of the Singapore Exchange. Since our inception, the Group has maintained close ties with the investment community, ensuring crucial information is communicated in accordance with the highest legal and ethical standards. The Group's investor relations team, led by our Executive Chairman, CEO, Group CFO and senior management, has over 10 years of investor relations experience. As such, our team is able to deliver precise corporate updates to relevant stakeholders as they unfold. In addition to the team, the Group has also partnered with a professional investor relations company, GEM COMM Pte. Ltd., to highlight the intrinsic value of our business operations in all forms of external communication.

The Group remains steadfast in its commitment to shareholders, and therefore, employs a multi-layer channel approach to ensure maximum transparency. This is reflected in the Group's regular corporate updates on SGXNet and its company website, quarterly briefings that convey its latest operational performance, and direct communications with shareholders by Group directors at Annual General Meetings ("AGMs"). Shareholders are also welcome to contact the Group's investor relations team directly for further details. Over the years, the Group has played a proactive role in meetings with analysts, funds, brokers and potential investors.

Despite opting for a half-yearly reporting cycle, where the Group provides detailed financial updates for the period, we continue to provide voluntary business updates on a quarterly basis. In addition, we attend brokerage conferences regularly to strengthen our engagement with analysts and retail brokers. Thanks to these representatives, we are able to elevate our business profile among a larger group of investors. By making transparency our utmost priority, we hope to give the investment community an accurate picture of our strategic initiatives and development goals, thereby helping them to make sound investment decisions.

## Investor Relations Activities

The Group aims to provide the investment community with a comprehensive understanding of its business model and growth strategies to enhance trading liquidity. Our approach to investor engagement is ongoing, and with each initiative, we aim to build an even deeper relationship with our investors.

## Events / Webinars / Results Briefing

### 4<sup>th</sup> April 2023: SmartKarma Webinar



The Group was invited to share a short company presentation and engage in a fireside chat with SmartKarma Insight Provider, Osbert Tang, CFA. The webinar was held over a Zoom call.

### 23<sup>th</sup> June 2023: Phillip Capital – 1Q2023 Business Update

The Group held its 1Q2023 analyst briefing through a webinar with Phillip Capital via Zoom. More than 15 participants, including research analysts and private investors, attended the session. During the briefing, the Group spoke about its latest business developments and offered insights into the outlook for the handysize dry bulk market, as well as the property market in Japan and Hong Kong.



**16<sup>th</sup> Aug 2023:  
1H2023 Results Briefing**

The Group's 1H2023 results briefing saw a total of 18 attendees, with eight joining in person. During the session, the management provided an overview of the Group's financial performance in 1H2023 and offered their perspective on the current outlook for the shipping and property industries. Following the presentation, there was an engaging discussion where the management fielded questions from analysts and investors. The queries raised pertained to key topics such as the Group's charter terms, views on the decline in shipping rates, and the challenging Hong Kong property market.

**23<sup>rd</sup> Aug 2023:  
CGS-CIMB Webinar**

The Group was invited to attend a lunch briefing hosted by CGS-CIMB. Over 15 attendees joined the corporate presentation via Zoom.

**30<sup>th</sup> Aug 2023:  
Phillip Capital Webinar**

In the same month, the Group was invited to host another lunch briefing with Phillip Capital. This webinar was held over a Zoom call and was attended by over 20 participants.

**6<sup>th</sup> Dec 2023:  
3Q2023 Business Update (Physical)**



The Group held a hybrid-style 3Q2023 business update briefing in Uni-Asia's office. More than 15 attendees were present physically and via Zoom. The Group presented on its recent business updates, as well as addressed queries from the attendees.

**7<sup>th</sup> Dec 2023:  
TR Webinar with Phillip Capital**

The Group attended a lunch briefing with Phillip Capital. More than 20 attendees joined the webinar through a Zoom call.

**13<sup>th</sup> Dec 2023:  
TR Webinar with CGS-CIMB**



The Group was invited to attend a lunch briefing with CGS-CIMB. This webinar was held over a Zoom call and was attended by over 15 participants.

# INVESTOR RELATIONS

## Media

Our management team is open to accepting media interviews, where we can provide valuable insights into the Group's business strategies and outlook, as well as offer informed commentary on industry trends. In addition to traditional media houses, the Group also engages with specialised investment media, such as an interview with MoneyFM, to further extend its visibility to a broader range of investors.

In 2023, our CEO was featured in The Edge, where he provided a comprehensive overview of the Group's strategies for navigating the volatile shipping market and maintaining a strong presence within the investment community.



## Social Media

The engagement of esteemed investor relations firm Gem Comm, has marked a significant transformation in our company's approach to investor relations, particularly through the utilisation of social media platforms like Facebook, LinkedIn, and Instagram.

A notable innovation in this strategy has been the adoption of short-form videos, no longer than three minutes, to share corporate updates. This format aligns with the growing popularity of concise, impactful content seen on platforms like TikTok and YouTube Reels, catering to the evolving preferences of a broader audience. By leveraging these succinct and engaging videos, Gem Comm has enabled us to tap into a more diverse and tech-savvy investor base, encompassing both traditional and next-generation investors.

The interactive and real-time nature of social media, combined with the appeal of short-form content, allows for more dynamic and engaging investor communications, facilitating immediate feedback and fostering a sense of community among our stakeholders.

This approach has proven effective in enhancing our investor relations, making it more accessible (posts usually reaching 3000+ impressions), inclusive, and responsive to the evolving digital landscape. The initiative underlines our commitment to adopting innovative strategies to maintain and strengthen investor confidence, demonstrating Gem Comm's pivotal role in reshaping our investor relations framework.





Date	Media / Brokerage	Headline
01 March 2023	The Edge Singapore	Uni-Asia reports record earnings, cautiously optimistic despite softening shipping market
02 March 2023	MediaOutReach	Uni-Asia Group More than Doubles Dividend Per Share on Record FY2022 Profit
09 April 2023	Simply Wall St	Uni-Asia Group Full Year 2022 Earnings: Beat Expectations
21 April 2023	The Edge Singapore	SAC Capital starts Uni-Asia Group at 'buy' with TP of \$1.20
17 May 2023	Singapore Business Review	Singapore's Jewels: 20-small cap companies that investors should pay attention to
11 June 2023	Dollars and Sense	5 Things To Know About Uni-Asia Group (SGX Code: CHJ). The Company That Engages In Dry Bulk Chartering And Does Property Construction In Japan And Hong Kong
29 July 2023	Yahoo Finance	Positive Signs As Multiple Insiders Buy Uni-Asia Group Stock
02 August 2023	Beansprout	kopi-C with Uni-Asia Group's CFO: "Being small sets us apart"
03 September 2023	Yahoo Finance	Citing big discount to book, SAC Capital maintains 'buy' on Uni-Asia
25 October 2023	MoneyFM 89.3 (Apple Podcast)	Under the Radar: Property and Shipping – Uni-Asia's Group CFO assesses its two vastly different engines of growth
24 November 2023	SmallCapAsia	Why Uni-Asia remains a Dividend Favourite thanks to its Recurring Income Streams
01 December 2023	The Business Times	Uni-Asia consortium wins tender to develop, operate Japan public work facilities project
04 December 2023	The Business Times	Stocks to watch: Singtel, OCBC, Uni-Asia, Koh Brothers Eco Engineering
15 December 2023	Yahoo Finance	Uni-Asia Group's (SGX: CHJ) investors will be pleased with their notable 86% return over the last three years
28 December 2023	The Edge Singapore	SAC Capital maintains 'buy' on Uni-Asia, citing possible recovery of charter rates

## Conclusion

The Group places significant emphasis on its investor relations initiatives, recognising their importance in extending visibility and strengthening its connections within the investment community. We understand the impact of providing timely, accurate and transparent information to our stakeholders, and we remain committed to doing so. As

an integrated service provider in the alternative investment field, we strive to be a trusted source of information for all our clients. We are grateful for the long-term support from our shareholders, clients and employees. Their trust and loyalty have remained driving forces for us to grow our business and generate long-term, sustainable value.

# BOARD OF DIRECTORS



## MR. MICHIO TANAMOTO

Executive Chairman

**Mr. Michio Tanamoto** was appointed as an Executive Chairman of the Uni-Asia Group Limited on 30 April 2020. Mr. Tanamoto was appointed as a Chairman and Chief Executive Officer in April 2014, before he relinquished his position as Chief Executive Officer in 2020 as part of the Group's succession planning. He is one of the founders who established the Company in 1997 and has been a Director since then. He has over 40 years of experience in financial sector, having based in Japan, Hong Kong and Singapore. In 1980, Mr. Tanamoto joined The Hokkaido Takushoku Bank, Ltd. Between 1988 and 1993, he was a senior manager of Takugin International (Asia) Limited in Hong Kong, the offshore merchant banking arm of The Hokkaido Takushoku Bank, Ltd. Following which, Mr. Tanamoto was a deputy general manager of the Singapore Branch of The Hokkaido Takushoku Bank, Ltd. from 1995 to 1997. Mr. Tanamoto is also currently Managing Director of Uni-Asia Capital (Singapore) Limited and also a Director of the Company's subsidiaries including Uni-Asia Holdings Limited, Uni-Asia Capital Company, Uni-Asia Capital (Japan) Ltd, and Uni-Asia Investment Ltd. Mr. Tanamoto obtained a bachelor's degree in law from Hitotsubashi University of Japan in 1980.



## MR. MASAHIRO IWABUCHI

Chief Executive Officer

**Mr. Masahiro Iwabuchi** was appointed Chief Executive Officer of Uni-Asia Group Limited on 29 February 2024, and concurrently Chairman of the Group's Management Committee and Review Committee. He has been an Executive Director since March 2018. He joined the Group when it was established in 1997 and was appointed as Senior Managing Director on 30 April 2014. Mr. Iwabuchi heads the Property Investment Department. He has extensive experience in the banking industry throughout Asia including Japan, Indonesia, Singapore, Hong Kong and the PRC, having spent some 13 years with The Hokkaido Takushoku Bank, Ltd. He has accumulated a property investment expertise in PRC, Japan and Hong Kong afterwards. He is currently President of Uni-Asia Investment Ltd., also a director of the company's subsidiaries including Uni-Asia Holdings Limited, Uni-Asia Capital Company Limited, Uni-Asia Guangzhou Property Management Co., Ltd, Uni-Asia Capital (Japan) Ltd, and some asset holding companies in which the Company invests. He completed Licensing Examination for HKSI Specialist Certificate (Asset Management, Corporate Finance, Derivatives and Securities). Mr. Iwabuchi graduated with a bachelor's degree in economics from Hirosaki University of Japan in 1985. In addition to Japanese, Mr. Iwabuchi speaks fluent Mandarin.



# BOARD OF DIRECTORS



## MR. YUKIHIRO TODA

Executive Director

**Mr. Yukihiro Toda** was appointed as an Executive Director of Uni-Asia Group Limited on 1 March 2018. He is concurrently the President of Uni-Asia Capital (Japan) Ltd. a position he held since December 2011. Mr. Toda joined the Group in 1998, and was appointed Chief Investment Officer of Uni-Asia Capital (Japan) Ltd. in February 2000. While in this role, he was responsible for overall real estate fund management business and property investment business in Japan. Between 1985 and 1998, Mr. Toda was with The Hokkaido Takushoku Bank Ltd. and HSBC Securities Tokyo Branch. While with The Hokkaido Takushoku Bank, Ltd., Mr. Toda worked in various Asian cities including Tokyo, South Korea and Hong Kong. In HSBC Securities, Mr. Toda was with its Tokyo Branch, where he was involved in international finance, structured finance and origination of syndicated loans. Mr. Toda is a director of the company's subsidiary, Uni-Asia Holdings Limited and Uni-Asia Capital (Japan) Ltd. Mr. Toda graduated with a bachelor's degree in economics from Yokohama National University in 1985.



## MR. LEE GEE AIK

Lead Independent Non-Executive Director

**Mr. Lee Gee Aik** was appointed as an independent director of the Company on 4 January 2016. Mr. Lee is currently the CFO of AlphaRock Family Office Pte Ltd., a multi-family office with a capital market services licence and director of AlphaRock Singnet VCC. He was the Executive Vice Chairman of E2-C Capital Holdings Ltd, listed on the Catalist Board of the Singapore Stock Exchange playing a key role in its successful RTO. Mr. Lee is an accountant with many years of experience in public accounting, finance and taxation having been with both KPMG Singapore and USA and as a practising public accountant in Singapore. He also has hospitality industry experience working for a leading chain of hotels in Asia. Mr. Lee qualified as a Chartered Certified Accountant with the Association of Chartered Certified Accountants, United Kingdom. He also obtained a Master of Business Administration from Henley Management College, United Kingdom. He is currently a Fellow with The Association of Chartered Certified Accountants, United Kingdom and the Institute of Singapore Chartered Accountants. He presently also serves as an independent director on the board of Anchun International Holdings Ltd. CH Offshore Ltd and SHS Holdings Limited, and a non-independent non-executive director of Astaka Holdings Limited.

# BOARD OF DIRECTORS



## MR. PHILIP CHAN KAM LOON

Independent Non-Executive Director

**Mr. Philip Chan** was appointed as an Independent Director of the Company on 1 March 2018. Mr. Chan holds a degree in Accounting and Finance from the London School of Economics and is a member of the Institute of Chartered Accountants in England and Wales. He has many years of experience in accounting and audit with KPMG London and PWC Singapore, investment banking with Morgan Grenfell Asia and HG Asia Securities and was a director of private equity investments at Suez Asia Holdings. Mr. Chan was head of the Listings Function of Markets Group at the Singapore Exchange for 3 years. Mr. Chan has also served on the Singapore's Accounting Standards Committee, Singapore Zhejiang Business Council and also Singapore Shandong Business Council as well as non-executive director of National Volunteer Philanthropy Centre and Vision Fund, the international microfinance arm of global charity World Vision. He also serves as independent director of several other SGX listed companies.



## MS. JULIANA LEE KIM LIAN

Independent Non-Executive Director

**Ms. Juliana Lee** was appointed as an Independent Director of the Company on 1 March 2019. Ms. Lee is a Director of Aptus Law Corporation. She has more than 30 years of experience in legal practice and currently heads the corporate practice of Aptus Law Corporation. Her main areas of practice are corporate law, corporate finance, mergers and acquisitions and venture capital. She holds a Bachelor of Laws (Honours) degree from the National University of Singapore and is a member of the Singapore Institute of Directors. Ms. Lee also presently serves as an independent director on the board of Nordic Group Limited, Dyna-Mac Holdings Ltd and VCPlus Limited (formerly Anchor Resources Limited).



# KEY MANAGEMENT

**Mr. Lim Kai Ching**  
Group Chief Financial Officer



Mr. Lim Kai Ching joined Uni-Asia in June 2011 and was appointed as Chief Financial Officer of the Group in August 2011 and subsequently as Group Chief Financial Officer in 2015. Mr. Lim has over 25 years of experience in areas including finance, accounting, risk management, investment, audit and investor relations. Prior to joining Uni-Asia, Mr. Lim worked for State Street Fund Services (Singapore) Pte Ltd. Between 2008 to 2009, he was the Financial Controller of a PRC-based seafood processing company. From 2007 to 2008, Mr. Lim was Vice President with the Group, responsible for the Group's on-going listing matters and financial reporting of private shipping fund for which the Group acts as fund manager. Between 1999 and 2007, Mr. Lim was with Government of Singapore Investment Corporation Pte Ltd ("GIC"). Mr. Lim graduated with a Bachelor of Accountancy (Honours) from Nanyang Technological University and is a member of the Institute of Singapore Chartered Accountants.

**Mr. Matthew Yuen Wai Keung**  
Senior Managing Director



Mr. Matthew Yuen was appointed as Senior Managing Director on 1 March 2024. He joined Uni-Asia in October 1997 and was appointed as Managing Director in March 2018. He is currently the Head of Shipping and responsible for the segments of shipping, including ship owning and chartering, maritime asset management, and maritime service. Prior to this, Mr. Yuen worked in several international banks, specializing in corporate banking and syndications. He is currently the CEO of Uni Asia Shipping Limited. Mr. Yuen graduated from The Chinese University of Hong Kong with a second class (upper) honours degree in business administration and received his MBA from The Australian Graduate School of Management, University of New South Wales.

**Mr. Shinichiro Ishizaki**  
Executive Vice President  
Head of Maritime  
Business Department



Mr. Shinichiro Ishizaki was appointed as an Executive Vice President on 1 January 2024. Based in Hong Kong, Mr. Ishizaki is responsible for various shipping business of the Group including projects, sales & purchase, spot/period chartering, and ship management. Mr. Ishizaki joined the Company in January 2016 and was appointed as General Manager - Project, Maritime Business Department of the Company in October 2017 and subsequently as Head of Maritime Business Department in September 2022. Prior to joining Uni-Asia, he was in charge of ship finance and sales & purchase at Singapore-based ship owning company followed by 2 years' secondment to Ministry of Finance, Japan. Mr. Ishizaki graduated from Hokkaido University, Japan with a Master's degree in Field Engineering for the Environment in 2010.

**Mr. Takeshi Iritono**  
Managing Director of  
Uni-Asia Capital (Japan) Ltd.



Mr. Takeshi Iritono joined Uni-Asia in 2003 and was appointed a Managing Director of Uni-Asia Capital (Japan) Ltd. ("UACJ") in December 2011. He is currently the General Manager of Asset Management Department of UACJ. Mr. Iritono's responsibilities in UACJ includes real estate asset management and development of residential properties, hotel properties and commercial properties. He graduated with a bachelor's degree in law from Keio University in 1994.

# KEY MANAGEMENT

## Mr. Takuro Ishiura

Managing Director of  
Uni-Asia Capital (Japan) Ltd.



Mr. Takuro Ishiura joined Uni-Asia in October 2014 and was appointed a Managing Director of Uni-Asia Capital (Japan) Ltd. (“UACJ”) on 1 January 2024. He is currently the General Manager of Asset Management Department 1 of UACJ. Mr. Ishiura is responsible for asset management and development of mainly hotels and health care facilities. He graduated for the master’s Program in Policy and Planning Sciences, Tsukuba University in 2005.

## Ms. Candy Wong Wang Ying

Head of Financial  
Management Department



Ms. Candy Wong joined Uni-Asia in November 1997 and was appointed as Head of Financial Management Department (Corporate) on 1 April 2022 and subsequently from 1 September 2022 she was appointed as Head of Financial Management Department leading both corporate and shipping teams. She is responsible for financial management, cash flow management, forecasting, budgeting and corporate secretarial matters. Prior to joining Uni-Asia, she had banking experience with The Hokkaido Takushoku Bank Ltd., Hong Kong Branch. She graduated with a Bachelor’s degree in Accounting from Curtin University of Technology and is a fellow member of both The Hong Kong Institute of Certified Public Accountants and CPA Australia.

## Ms. Chiaki Yamamoto

Head of Internal  
Audit Department



Ms. Chiaki Yamamoto joined Uni-Asia in April 2013 and was appointed the Chief Internal Auditor in August 2018 and subsequently as Head of Internal Audit Department in September 2022. Based in Singapore, she is currently in-charge of the internal audit function of all operation in the Group. She has more than 20 years of experience in various corporate functions, including corporate management, human resource and internal audit for various major Japanese trading companies. She is a Certified Fraud Examiner (“CFE”) in USA, and a Qualified Internal Auditor by the Institution of Internal Auditors (“IIA”) Japan. She is member of Association of Certified Fraud Examiner (“ACFE”) and IIA in Singapore and Japan.





# KEY MANAGEMENT

## Ms. Yumiko Kanda

Head of Maritime Asset Management Department



Ms. Yumiko Kanda was appointed as a Head of Maritime Asset Management Department on 1 January 2024. She joined Uni-Asia in November 2003 specialising in ship finance. She was the Managing Director of Uni-Asia Finance Corporation (Japan) from 2006 to 2015 and subsequently the head of ship finance of Uni-Asia Capital (Japan) Ltd. from 2015 to 2022. She was transferred to the Group's head office in Hong Kong as General Manager of Maritime Asset Management Department of Uni-Asia Holdings Limited in November 2022. She has 30 years' experience in the finance industry and had worked in major cities including New York, Tokyo and Hong Kong. Prior to joining Uni-Asia, Ms. Kanda worked in various international banks in New York specialising in tax and accounting driven products for 8 years. She graduated from Kwansai Gakuin University and received her MBA from the George Washington University in the United States.

## Ms. Rachel Choo Chew Ting

General Manager



Ms. Rachel Choo joined Uni-Asia in April 2012 and was appointed as General Manager of Accounting in April 2022. She is responsible for the Group's consolidated financial reporting and regulatory compliance. Ms. Choo has more than 15 years of experience in areas including finance, accounting and audit. Prior to joining Uni-Asia, Ms. Choo worked in private equity fund administration department of State Street Fund Services (Singapore) Pte. Ltd. Ms. Choo was an auditor with KPMG Singapore between September 2005 to December 2008. Ms. Choo graduated with a Diploma in Accounting and Finance from Temasek Polytechnic and has a Bachelor of Science in Applied Accounting with Oxford Brookes University in association with ACCA. She is a member of the Institute of Singapore Chartered Accountants.

## Ms. Linda Lai Pui Yee

General Manager



Ms. Linda Lai joined Uni-Asia in September 2007 and was appointed as General Manager of Property Investment Department on 1 January 2024. She is also the Senior Vice President of Human Resources. She worked for Finance Department before transferring to Property Investment Department in April 2019. Prior to joining Uni-Asia, Ms. Lai worked for the Accounting Department in Satellite Television Asian Region Ltd. for over 10 years. Ms. Lai graduated with a Bachelor's degree in Business Administration from Birmingham City University.





# CORPORATE GOVERNANCE REPORT & FINANCIAL CONTENTS



- 
- 47 Corporate Governance Report
  - 80 Directors' Statement
  - 84 Independent Auditors' Report
  - 90 Statements of Financial Positions
  - 92 Consolidated Statement of Profit or Loss
  - 93 Consolidated Statement of Comprehensive Income
  - 94 Statements of Changes in Equity
  - 96 Consolidated Statement of Cash Flows
  - 98 Notes to the Consolidated Financial Statements



# CORPORATE GOVERNANCE REPORT

Uni-Asia Group Limited (the “**Company**”) is strongly committed to maintaining a high standard of corporate governance within the Company and its subsidiaries (the “**Group**”). The board of directors of the Company (the “**Board**”) recognises the importance of good corporate governance and the offering of high standards of accountability to the shareholders.

This report, set out in a tabular form, describes the Company’s corporate governance processes and structures that were in place throughout the financial year, with specific reference made to the principles and provisions of the Code of Corporate Governance 2018 (the “**Code**”) issued on 6 August 2018.

The Board confirms that for the financial year ended 31 December 2023 (“**FY2023**”), the Company has complied with the core principles of corporate governance laid down by the Code. The Company has also largely complied with the provisions that reinforce the principles of the Code, where applicable, and has provided appropriate explanations for variations from the provisions of the Code (namely, variations from Provisions 2.2, 2.3, 8.1 and 11.4 as further described below), including the reason for variation and how the practices the Company had adopted are consistent with the intent of the relevant principle of the Code, in this report.

## BOARD MATTERS

### The Board’s Conduct of its Affairs

**Principle 1: The company is headed by an effective Board which is collectively responsible and works with Management for the long-term success of the company.**

<u>Provisions</u>	<u>Corporate Governance Practices of the Company</u>
-------------------	--

<b>1.1</b>	<b>Directors are fiduciaries who act objectively in the best interests of the Company</b>
------------	---

The Company is headed by an effective Board, comprising competent individuals with diversified background and collectively brings with them a wide range of experience, to lead the Company.

The Board oversees the business affairs of the Company and assumes responsibility for the Group’s overall strategic plans, key operational initiatives, major funding and investment proposals, financial performance reviews and corporate governance practices. In particular, the Board holds the management of the Company (the “**Management**”) accountable for performance. The Board has also put in place a code of conduct and ethics, sets appropriate tone-from-the-top and desired organisational culture, and ensures proper accountability within the Company.

All directors exercise due diligence and independent judgement, and are obliged to act in good faith and in the best interests of the Company. Where there are conflicts of interest, directors recuse themselves from discussions and decisions involving the issues of conflict.

<b>1.2</b>	<b>Directors’ induction, training and development</b>
------------	---

New directors, upon appointment, will be briefed on the business and organisation structure of the Group to ensure that they are familiar with the Group’s structure, businesses and operations. The directors may participate in seminars and/or discussion groups to keep abreast of the latest developments which are relevant to the Group. Directors also have the opportunity to visit the Group’s operational facilities and meet with Management to gain a better understanding of the Group’s business operations. In 2023, the directors visited some of the property assets managed by the Group in Japan.

# CORPORATE GOVERNANCE REPORT

## **Provisions**      **Corporate Governance Practices of the Company**

The Company has adopted a directors' training policy and has an on-going budget for all directors to attend appropriate courses, conferences and seminars for them to stay abreast of relevant business developments and outlook. These include programs run by the Singapore Institute of Directors or other training institutions.

The Board is updated regularly on risk management, corporate governance, insider trading and the key changes in the relevant regulatory requirements and financial reporting standards, so as to enable them to properly discharge their duties as Board or Board Committee members.

New releases issued by the Singapore Exchange Securities Trading Limited (“**SGX-ST**”) and the Accounting and Corporate Regulatory Authority which are relevant to the directors are circulated to the Board.

The Company Secretary and Management inform the directors of upcoming conferences and seminars relevant to their roles as directors of the Company.

Annually, the external auditors update the Audit Committee and the Board on new or revised financial reporting standards, in particular standards that could have a material impact on the Group's consolidated financial statements.

## **1.3**      **Matters requiring Board's approval**

The Company has formulated guidelines setting forth matters reserved for the Board's decision. The Management was also given clear directions on matters (including set thresholds for certain operational matters relating to subsidiaries) that require the Board's approval. In addition, the Board has adopted a set of internal controls which sets out approval limits for financial transactions conducted by the Company, investments, lending, borrowings, guarantees and cheque signatories' arrangements. Approval sub-limits are also provided at management levels to facilitate operational efficiency.

Certain material corporate actions that require the Board's approval are as follows:-

- approval of quarterly corporate updates and half-yearly results announcements;
- approval of annual results and financial statements;
- recommendation of dividends;
- convening of shareholders' meetings;
- authorisation of material acquisitions/disposal of assets;
- authorisation of major transactions; and
- approval of internal audit report.

The Board likewise reviews and approves all corporate actions for which shareholders' approval is required.



# CORPORATE GOVERNANCE REPORT

## **Provisions**      **Corporate Governance Practices of the Company**

### **1.4**                      **Board Committees**

To facilitate effective management, certain functions have been delegated to various board committees, namely the Audit Committee (“**AC**”), the Nominating Committee (“**NC**”) and the Remuneration Committee (“**RC**”), each of whose members are drawn from members of the Board (together “**Board Committees**” and each a “**Board Committee**”). Each of these Board Committees has its own written terms of reference and its actions are reported to and monitored by the Board. The Chairman of the respective Committees reports to the Board with their recommendations. Minutes of the Board Committee meetings are available to all Board members. All the Board Committees are actively engaged and play an important role in ensuring good corporate governance in the Company and within the Group. For a summary of the activities of the AC, the NC and the RC during FY2023, please refer to Provisions 10.1, 4.1 and 6.4 respectively below.

### **1.5**                      **Board Meetings and Attendance**

The Board meets regularly to oversee the business and affairs of the Group. The schedule of all the Board and the Board Committee meetings for the calendar year is given to all the directors well in advance. Besides the scheduled meetings, the Board has also held several informal discussions as and when required by specific circumstances, and as deemed appropriate by the Board members. The Company’s Constitution allows a Board meeting to be conducted by means of telephone or similar communications equipment (which may include video conference). A record of the directors’ attendance at formal meetings of Board and Board Committees for FY2023, as well as the frequency of such meetings, is set out in Table 1. Please also refer to Provision 4.5 below for further information regarding directors with multiple board representations.

### **1.6**                      **Access to information**

The members of the Board are provided with complete, adequate and timely information prior to Board meetings, and on an on-going basis. Requests for information by the Board are dealt with promptly by Management. The Board is informed of all material events and transactions as and when they occur. These include relevant information and explanatory notes on matters that are presented to the Board, such as budgets, forecasts and business models.

In relation to budgets, any material variance between projections and actual results are disclosed and explained. Timely updates on developments in accounting matters, legislation, government policies and regulations affecting the Group’s business operations are provided to all directors.

### **1.7**                      **Access to Management and Company Secretary**

Management personnel who can provide additional insight into the matters at hand are invited to be present at the relevant time during a Board meeting. The Board has separate and independent access to the Group’s senior management and the Company Secretary at all times. The Board seeks independent professional advice as and when necessary to enable it to discharge its responsibilities effectively. The directors, whether as a group or individually, may seek and obtain legal and other independent professional advice, at the Company’s expense, concerning any aspect of the Group’s operations or undertakings in order to fulfill their roles and responsibilities as directors.

# CORPORATE GOVERNANCE REPORT

## **Provisions**      **Corporate Governance Practices of the Company**

The Company Secretary attends and prepares minutes of all Board and Board committee meetings and is responsible for ensuring that Board procedures are followed and that the Company's Constitution and relevant rules and regulations are complied with. The Company Secretary assists the Chairman by preparing meeting agendas, attending Board and Board Committee meetings and preparing minutes of Board proceedings. Under the direction of the Chairman, the Company Secretary, with the support of the Management, ensures good information flows within the Board and the Board Committees and between senior management and Non-Executive Directors.

The appointment and replacement of the Company Secretary is a matter for the Board.

## **BOARD COMPOSITION AND GUIDANCE**

***Principle 2: The Board has an appropriate level of independence and diversity of thought and background in its composition to enable it to make decisions in the best interests of the company.***

## **Provisions**      **Corporate Governance Practices of the Company**

### **2.1**      **Director Independence**

Following the retirement of Mr. Kenji Fukuyado from the Board on 29 February 2024, the Board comprises 6 members, 3 of whom are Executive Directors ("**EDs**") and the remaining 3 are Non-Executive Independent Directors ("**NEIDs**") as at the date of this report. Independent directors make up at least one-third of the Board. A summary of the current composition of the Board and its committees is set out in Table 2.

The NC, which reviews the independence of each director on an annual basis, adopts the Code's definition of what constitutes an independent director. An "independent" director is one who is independent in conduct, character and judgement, and has no relationship with the company, its related corporations, its substantial shareholders or its officers that could interfere, or be reasonably perceived to interfere, with the exercise of the director's independent business judgement in the best interests of the company. Rule 210(5)(d) of the Listing Manual of the SGX-ST also sets out circumstances under which a director will not be independent.

Each independent director is required to provide an annual confirmation of his or her independence which is drawn up in accordance with the guidelines set out in the Code and submits the same to the NC for assessment and consideration. None of the NEIDs has a relationship with the Company, its related corporations, its substantial shareholders (holding 5% or more of the shares) or its officers that could interfere, or be reasonably perceived to interfere, with the exercise of the director's independent business judgement in the best interests of the company. None of the NEIDs has served on the Board for more than nine years.



# CORPORATE GOVERNANCE REPORT

## **Provisions**      **Corporate Governance Practices of the Company**

### **2.2**      **Independent directors make up a majority of the Board if Chairman is not independent**

The Chairman of the Board and the Chief Executive Officer (“CEO”) of the Company are separate persons. The Chairman is part of the management team and he is not an independent director. The SGX listing rules requires independent directors to make up at least one-third of the Board while the Code provides that where the Chairman is not independent, independent directors should make up a majority of the Board. Following the retirement of Mr. Kenji Fukuyado from the Board, this Board now comprises 6 members of whom 3 representing 50% are independent directors. Whether a Board of 7 members previously or a Board of 6 members now following the retirement of Mr. Kenji Fukuyado, our independent directors continue to demonstrate a high level of commitment in the discharge of their respective roles and the exercise of independent business judgement. This has underpinned the establishment of an appropriate balance of power and authority in the workings of the Board which goes towards greater safeguarding against any individual having overriding or unfettered powers of decision-making. In this regard, notwithstanding that independent directors do not make up a majority of the Board, the Board considers its present size and composition to hold up an appropriately strong level of independence and diversity of thought enabling it to make decisions in the best interests of the group. Please also refer to Provisions 2.3 and 2.5 below on the division of executive responsibilities and the role played by the NEIDs in ensuring that there is a strong and independent element on the Board.

The Chairman provides leadership to the Board. Besides being responsible for board proceedings, the Chairman is also responsible for presenting the Board’s views and decisions to the public. The CEO is responsible for the day-to-day running of the Group and ensures that the Board’s decisions and strategies are translated to the working level.

### **2.3**      **Non-executive directors make up a majority of the Board**

Although non-executive directors do not represent a majority of the Board, they now make up 50% of the Board following the retirement of Mr. Kenji Fukuyado. The Board has consistently ensured a clear division of roles and responsibilities between the Chairman (Mr. Michio Tanamoto), the CEO (Mr. Kenji Fukuyado (retired 29 February 2024)/Mr. Masahiro Iwabuchi (appointed 1 March 2024)) and the Executive Director Mr. Yukihiro Toda, which promotes an appropriate balance of power between the Board, the Chairman, the CEO and the Executive Director, thereby securing both greater accountability and independent decision-making ability. The Chairman, the CEO and the Executive Director are not related to each other. Please also refer to Provision 2.5 below on the role played by the NEIDs in ensuring that there are appropriate checks and balances in place

### **2.4**      **Board Composition**

The Directors consider that the Board’s present size of 6 members is of the appropriate size and with the right mix of skills, experience, gender and age diversity, taking into account the nature and the scale and scope of operations of the Group. The NC and the Board recognise the importance of an appropriate balance and diversity of industry knowledge, skills, backgrounds, experience and professional qualifications in building an effective Board. For this purpose, the NC reviews the Board’s collective skills matrix regularly.

# CORPORATE GOVERNANCE REPORT

## **Provisions**

### **Corporate Governance Practices of the Company**

The Company values the benefits that diversity can bring to its Board as diversity promotes the inclusion of different perspectives and ideas, mitigates against groupthink and improves oversight, decision-making and governance. In this regard, the Board has adopted a board diversity policy with the aim of having a Board which is, amongst other things, characterised by a broad range of views arising from different professional experiences, skills, knowledge, gender, nationality, cultural and educational background when discussing business. Our board diversity policy incorporates measurable objectives relating to skills and experience, nationality and ethnicity (having regard to the diversified portfolio of the Group's businesses) and gender (which requires female representation). In addition to having Board members with professional accounting background, professional legal background, the Company also targets to have Board members who have working knowledge with one of the countries in which the Group operates either by way of their nationality or industry experience as well as female member.

The current Board composition reflects the Company's commitment and targets to Board diversity. As a group, the directors bring with them a broad range of expertise and experience in areas such as accounting, law, finance, business and management, industry knowledge, strategic planning and customer-based experience and knowledge and are able to make positive contributions to the Company. The diversity of the directors' expertise and experience allows for the useful exchange of ideas and views. The biographies of all Board members are set out in the section entitled "Board of Directors".

The Board and NC recognise the importance of an appropriate balance and diversity of industry knowledge, skills, backgrounds, experience and professional qualifications in building an effective Board. For this purpose, the NC reviews the Board's collective skills matrix regularly. The Board is committed to ensuring that each Board Committee, each Board member as well as the collective Board plays his/her respective role in contributing to, inter-alia, the long-term development of the Group's strategic plans and key operating initiatives through a diversity of experience and expertise that allows for useful exchange of ideas and views.

The Group has, on the one hand, a dedicated Executive Board and Management team comprising individuals with strong expertise and experience in the shipping and/or property sector; and on the other hand, qualified Independent Directors who contribute their knowledge and skillsets to add to the diversity of thought in the decision-making process, in addition to constructively challenging management as well as helping to develop proposals on strategy.

In its annual review, the NC is satisfied that the objectives and targets of our board diversity policy continue to be met. At the same time, the NC and the Board recognise that skill set and core competencies required of the Board may change over time as the business of the Group develops. We will continuously assess the collective character of our Board and our skills matrix to evaluate the propriety or benefit of having more directors with a wide spectrum of experience and expertise including shipping, property and/or other requisite expertise.

# CORPORATE GOVERNANCE REPORT

## **Provisions**      **Corporate Governance Practices of the Company**

### **2.5**      **Meeting of Independent Directors without Management**

The NEIDs constructively challenge and assist in development of proposals on strategy, assist the Board in reviewing the performance of Management in meeting agreed goals and objectives; and monitor the reporting of performance. Matters requiring the Board's approval are discussed and deliberated with participation of each Director and decisions are made collectively without any individual or small group of individuals influencing or dominating the decision-making process. Therefore, the Board is of the view that the current composition of the Board is sufficient for it to exercise objective and balanced judgement on corporate affairs. It also ensures that key issues and strategies are critically reviewed, constructively challenged, fully discussed and thoroughly examined. The NEIDs, led by the Lead Independent Director, meet regularly during informal discussions which take place on the sidelines of Board meetings and the Annual General Meeting ("AGM") or, as the case may be, where warranted, without the presence of Management or the Executive Directors to review any matters that must be raised privately and the Lead Independent Director provides feedback to the Board and/or the Chairman as appropriate.

## **CHAIRMAN AND CHIEF EXECUTIVE OFFICER**

***Principle 3: There is a clear division of responsibilities between the leadership of the Board and Management, and no one individual has unfettered powers of decision-making.***

## **Provisions**      **Corporate Governance Practices of the Company**

### **3.1**      **Separation of the roles of the Chairman and the CEO**

The Chairman and the CEO are separate persons and their roles are segregated to ensure an appropriate balance and separation of power and authority, increased accountability and clear division of responsibilities. The Chairman and the CEO are not related.

The Chairman, Mr. Michio Tanamoto provides leadership to the Board. Besides giving guidance on the corporate direction of the Group, the role of the Chairman includes the approving the agendas of Board meetings and ensuring accurate, adequate and timely flow of information between the Board, management and shareholders of the Company.

Mr. Kenji Fukuyado/Mr. Masahiro Iwabuchi, the CEO of the Company sets the business strategies and directions for the Group and manages the business operations of the Group. He is supported by Mr. Lim Kai Ching, the Group Chief Financial Officer ("**Group CFO**") and other management staff.

### **3.2**      **Division of responsibilities between the Chairman and CEO**

The Company has in place a policy paper on the division of responsibilities of Chairman and CEO.

As Chairman, Mr. Michio Tanamoto, with the assistance of the Company Secretary and Management, schedules Board meetings as and when required and prepares the agenda for Board meetings. In addition, he sets guidelines on and ensures quality, quantity, accuracy and timeliness of information flow between the Board, Management and shareholders of the Company. He encourages constructive relations between the Board and Management and between the Executive Directors and the independent directors. He also takes a leading role in ensuring the Company's drive to achieve and maintain a high standard of corporate governance practices.

As CEO, Mr. Kenji Fukuyado/Mr. Masahiro Iwabuchi will be responsible for leading the management and staff of the Group in executing the strategies as approved by the Board.



# CORPORATE GOVERNANCE REPORT

## **Provisions**      **Corporate Governance Practices of the Company**

### **3.3**      **Lead Independent Director**

The Board has appointed Mr. Lee Gee Aik, a NEID, as the Lead Independent Director. Mr. Lee Gee Aik will be available to address shareholders' concerns when contact through the normal channels of the Chairman, the CEO, or Management (including the Group CFO (or equivalent)) has failed to provide a satisfactory resolution or when such contact is inappropriate or inadequate.

## **BOARD MEMBERSHIP**

***Principle 4: The Board has a formal and transparent process for the appointment and re-appointment of directors, taking into account the need for progressive renewal of the Board.***

## **Provisions**      **Corporate Governance Practices of the Company**

### **4.1**      **Role of Nominating Committee**

The Board, in conjunction with the NC, reviews the composition of the Board and Board Committees annually, taking into account the performance and contribution of each individual director. Board composition is also evaluated to ensure diversity of skills, experience, gender and age are maintained within the Board and Board committees.

The principal functions of the NC stipulated in its terms of reference are summarised as follows:

- (a) Reviews and makes recommendations to the Board on relevant matters relating to:-
  - all board appointments and the appointment of chief executive officer, chief operating officer, group chief financial officer, managing directors (including senior managing directors) and relevant senior management staff;
  - succession plans for directors, the Chairman and for key management personnel (including the CEO);
  - process and criteria for performance evaluation of the Board, Board Committees and directors;
  - board training and professional development programs; and
  - the change in the management organisation structure at or above departmental level.
- (b) Reviews the Board structure, size and composition and makes recommendations to the Board with regards to any adjustments that are deemed necessary;
- (c) Determines if a director is independent on an annual basis and as and when circumstances require;
- (d) Makes recommendations to the Board for the continuation (or not) in services of any Executive Director who has reached the age of sixty (60) or more, where appropriate;
- (e) Assesses the effectiveness of the Board and the academic and professional qualifications of each individual director; and
- (f) Reviews and recommends directors retiring by rotation for re-election at each AGM.

# CORPORATE GOVERNANCE REPORT

## **Provisions**      **Corporate Governance Practices of the Company**

### **Summary of Nominating Committee's activities in 2023**

- Reviewed the Board's composition and size, Director's tenure, competencies and outside commitments, Board and Committee training, nomination of directors for re-election and the promotion of senior executives (if any) and succession planning.
- Reviewed the major themes arising from the annual Board Committees and Board performance review process and considered whether any aspects of the Board's oversight framework could be strengthened.
- Reviewed the Director's independence criteria and assessment process.
- Reviewed diversity targets, plans and progress against the objectives set out in our board diversity policy.
- Oversight of directors' training and professional development programs, including sustainability training of all directors as prescribed under listing rules.

### **4.2      Composition of Nominating Committee**

The NC, regulated by a set of written terms of reference, comprises three members, all of whom, including the Chairman, are NEIDs. The lead independent director is a member of the NC. The names of the members of the NC are disclosed in Table 2.

### **4.3      Board renewal and succession planning**

The NC is responsible for identifying and recommending new board members to the Board, after considering the relevant and desirable competencies of the candidates which include: (i) academic and professional qualifications; (ii) industry experience; (iii) number of other directorships; (iv) relevant experience as a director; and (v) ability and adequacy in carrying out required tasks.

The NC leads the process for Board appointments/re-appointments and makes recommendations to the Board. The integrated process of appointment/re-appointment includes:

- (i) developing a framework on desired competencies and diversity of the Board;
- (ii) assessing current competencies and diversity of the Board;
- (iii) developing desired profiles of new directors;
- (iv) initiating search for new directors including external search, if necessary;
- (v) shortlisting and interviewing potential director candidates;
- (vi) recommending appointments and retirements to the Board; and
- (vii) re-election at general meeting.





# CORPORATE GOVERNANCE REPORT

## BOARD PERFORMANCE

**Principle 5: The Board undertakes a formal annual assessment of its effectiveness as a whole, and that of each of its board committees and individual directors.**

### **Provisions**      **Corporate Governance Practices of the Company**

#### **5.1**      **Assessment of effectiveness of the Board and Board Committees and assessing the contribution by individual directors**

The Board has, through the NC, implemented an annual evaluation process to assess the effectiveness of the Board and the Board Committees as well as assessing the contributions by the Chairman and each individual director to the effectiveness of the Board. The NC is also responsible for recommending, for the Board's approval, how the Board's and Board Committees' performance as well as the performance of each individual director may be evaluated (including the objective performance criteria) and considers practical methods to assess the efficiency and effectiveness of the Board and Board Committees (as well as each individual director).

**5.2**      The NC has adopted a formal system of evaluating the Board annually. A Board performance evaluation was carried out and the assessment parameters include evaluation of the Board's composition, size and diversity, Board processes and procedures, Board accountability, evaluation and succession planning. The annual evaluation exercise also provides an opportunity to obtain constructive feedback from each director on whether the Board's procedures and processes had allowed him to discharge his duties effectively and to propose changes which may be made to enhance the Board effectiveness as a whole.

For the year under review, the NC assessed the efficiency and effectiveness of the Board Committees in assisting the Board based on the assessment criteria which include amongst others, the Board Committees' composition and size, sufficient expertise and useful recommendations in assisting the Board for better decision-making, the interaction among committee members, reporting to the Board and record of minutes.

For the year under review, there was also a self-appraisal to evaluate each director's performance and contribution. Self-appraisal forms were sent to the directors for completion and the results were reviewed by the NC and the Board. Factors which were taken into account include readiness to contribute at meetings of Board and Board Committees, contribution of effort such as preparedness, being informed and having sufficient knowledge of the Company's business and personal working relationships with fellow directors. Additionally, the process to the re-nomination of Directors for the current year takes into account their attendances, commitment of time and contributions made at meetings of Board and Board Committees as well as general meetings.

No external facilitators were used in the assessment of the Board as a whole, its Board Committees and the individual directors.

# CORPORATE GOVERNANCE REPORT

## REMUNERATION MATTERS

### Procedures for developing remuneration policies

**Principle 6: The Board has a formal and transparent procedure for developing policies on director and executive remuneration, and for fixing the remuneration packages of individual directors and key management personnel. No director is involved in deciding his or her own remuneration.**

<b><u>Provisions</u></b>	<b><u>Corporate Governance Practices of the Company</u></b>
--------------------------	---

<b>6.1</b>	<b>Remuneration Committee to recommend remuneration framework and packages</b>
------------	--

The principal function of the RC is to ensure that a formal and transparent procedure is in place for fixing the remuneration framework for the Board and key management personnel of the Group.

Under its terms of reference, the RC is responsible for reviewing and recommending a remuneration framework for the Board and the Company's key management personnel. All remuneration matters are ultimately approved by the Board.

The functions of the RC include as follows:

- (a) to review periodically and recommend to the Board an appropriate framework of remuneration practices to attract, retain and motivate management staff to achieve increased performance and manage the Group successfully;
- (b) to review and recommend key management personnel's remuneration package and that of the Executive Directors;
- (c) to administer the Uni-Asia Group Performance Share Plan as further described in Provision 7.1 below; and
- (d) to review the Company's obligations arising in the event of termination of the Executive Directors and key management personnel's contracts of service, to ensure that such contracts of service contain fair and reasonable termination clauses which are not overly generous, if any.

The RC's considerations and recommendation for the fee framework of NEIDs had been made in consultation with the Chairman of the Board and had been endorsed by the entire Board, following which the recommendation is tabled for shareholders' approval at the Company's AGM. No member of the RC or the Board participated in the deliberation of his own remuneration.

<b>6.2</b>	<b>Composition of Remuneration Committee</b>
------------	--

The RC, regulated by a set of written terms of reference, comprises three members, all of whom are independent. The names of the members of the RC are disclosed in Table 2.

# CORPORATE GOVERNANCE REPORT

## **Provisions**      **Corporate Governance Practices of the Company**

### **6.3**      **Remuneration Committee to consider and ensure all aspects of remuneration are fair**

The RC considers all aspects of remuneration, namely, director's fees, salaries, allowances, bonuses, share-based incentives and awards, other benefits-in-kind and termination terms, to ensure that they are fair. The remuneration packages of the Executive Directors and certain key management personnel are based on their respective service agreements. The service agreements of the Executive Directors are for a period of three years, and include a bonus sharing scheme that is performance related to align their interests with those of shareholders. There are no onerous compensation commitments on the part of the Company in the event of an early termination of the service of the Executive Directors.

### **6.4**      **Expert advice on remuneration**

The RC may from time to time, and where necessary or required, engage external consultants in framing the remuneration policy and determining the level and mix of remuneration for directors and key management. In this regard, a remuneration benchmarking exercise was commissioned following the close of FY2022 and completed in 2023 where Management Resources Consultants (S) Pte. Ltd. (“**MRC**”) was appointed as consultants to the Company to provide compensation review and recommendation on our Executive Directors' package. Amongst other things, this helps the Company to stay competitive in its remuneration packages. The Company and all its directors do not have any relationship with MRC which would affect its independence and objectivity.

In its deliberations on remuneration matters, the RC takes into consideration the findings set out in the remuneration benchmarking report, industry practices and norms in compensation in addition to the Group's relative performance to the industries it operates in as well as the employment conditions within those industries and the performance of the individuals. There is a contractual provision in the respective service agreements of the Executive Directors for the Company to reclaim incentive components in certain exceptional circumstances.

#### **Summary of Remuneration Committee's activities in 2023**

- Reviewed the remuneration level for Executive Chairman, Chief Executive Officer and Executive Directors.
- Reviewed the remuneration level for Independent Non-Executive Directors.
- Agreed with the remuneration packages for the senior executives.
- Formulated and agreed on the scope of the executive remuneration benchmarking exercise and reviewed the report thereto.
- Reviewed the criteria for the grant of share awards under the Uni-Asia Group Performance Share Plan.
- Reviewed the service agreement of Executive Directors due for renewal.



# CORPORATE GOVERNANCE REPORT

## LEVEL AND MIX OF REMUNERATION

**Principle 7: The level and structure of remuneration of the Board and key management personnel are appropriate and proportionate to the sustained performance and value creation of the company, taking into account the strategic objectives of the company.**

### Provisions      Corporate Governance Practices of the Company

#### **7.1 & 7.3      REMUNERATION POLICY IN RESPECT OF EXECUTIVE DIRECTORS AND OTHER KEY MANAGEMENT PERSONNEL**

#### **Remuneration of Executive Directors and key management personnel are appropriately structured to link rewards to performance**

The remuneration of the Company's directors and key management personnel has been formulated to attract, retain and motivate individuals the Group relies on to provide good stewardship to the Company, deliver its business strategy and create long-term value for its shareholders. The RC believes that fair performance-related pay should motivate good corporate and individual performance and that rewards should be closely linked to and commensurate with it. The remuneration packages of key management personnel as well as the Executive Directors include an appropriate variable bonus component which is performance-related, and also performance shares which have been designed to align their interests with those of the shareholders. The proportion of the variable bonus component as compared to the overall remuneration package of the key management personnel and the Executive Directors (and whether it amounts to a significant proportion) is a function of whether the performance targets are met or exceeded.

The Chairman is consulted by the RC on matters relating to the other Executive Directors and key management personnel who report to him on matters relating to the performance of the Company. He duly abstained from participation in discussions and decisions on his own remuneration.

From time to time where appropriate and at the renewal of the service agreements, the RC reviews the service contracts of the Company's Executive Directors and key management personnel. The compensation commitments in service contracts are reviewed periodically and notice periods for termination are also reviewed to ensure that they are not excessively long. The Company has entered into separate service agreements with the Executive Directors.

#### **SHARE INCENTIVE SCHEME**

The Company has a share incentive scheme known as the Uni-Asia Group Performance Share Plan (the "PSP"). The Company had, pursuant to an ordinary resolution on 24 March 2017, approved and adopted the PSP. The adoption of the PSP was also approved at an extraordinary general meeting of Uni-Asia Holdings Limited held on 28 April 2017.

The PSP is administered by the PSP Committee (a sub-committee of the RC), which shall comprise the following directors of the Company (including directors who may be participants of the PSP):

- (a) Ms. Juliana Lee Kim Lian;
- (b) Mr. Lee Gee Aik;
- (c) Mr. Chan Kam Loon;
- (d) Mr. Michio Tanamoto; and
- (e) Mr. Masahiro Iwabuchi.

# CORPORATE GOVERNANCE REPORT

## **Provisions**      **Corporate Governance Practices of the Company**

No share awards were granted under the PSP in FY2023. Further details of the PSP are set out below:

The PSP will increase the Company's flexibility and effectiveness in its continuing efforts to reward, retain and motivate employees of the Group to achieve increased performance. The PSP will also further strengthen the Company's competitiveness in attracting and retaining superior local and foreign talent.

Any employee of the Group shall be eligible to participate in the PSP. Controlling shareholders (as defined in the Listing Manual of the SGX-ST (the "**Listing Manual**")) of the Company or associates (as defined in the Listing Manual) of such controlling shareholders are not eligible to participate in the PSP.

The number of shares which are the subject of each award to be granted to a participant in accordance with the PSP ("**PSP Shares**") shall be determined at the absolute discretion of the PSP Committee, which shall take into account such criteria as it considers fit, including (but not limited to) his rank, job performance, years of service and potential for future development, his contribution to the success and development of the Group and the extent of effort and difficulty with which the performance condition(s) may be achieved within the performance period.

Awards granted under the PSP are principally performance-based with performance targets to be set over a performance period and may vary from one performance period to another performance period and from one grant to another grant. Performance targets set by the PSP Committee are intended to be based on the overall performance of the Group and may include corporate objectives covering business growth, growth of recurrent income and productivity growth. Such performance targets and performance periods will be set according to the specific roles of each participant and may differ from participant to participant. The performance targets are stretched targets aimed at sustaining long term growth.

The release of PSP shares is at the discretion of the PSP Committee. PSP shares will be released to participants after the PSP Committee has reviewed performance and the extent to which targets have been met. Release to individual participants is conditional on the maintenance of their own personal performance as determined by the PSP Committee.

The Company will deliver shares to participants upon vesting of their awards by way of either (i) an allotment of shares; or (ii) a transfer of shares (which may include shares held by the Company as treasury shares). In determining whether to allot shares to participants upon vesting of their awards, the Company will consider factors such as (but not limited to) the number of shares to be delivered, the prevailing market price of the shares and the cost to the Company of allotting new shares or transferring existing shares.

# CORPORATE GOVERNANCE REPORT

## **Provisions**      **Corporate Governance Practices of the Company**

The total number of shares over which the PSP Committee may grant new awards on any date, when added to:

- (1) the total number of new shares allotted and issued and/or to be allotted and issued and issued shares (including treasury shares) delivered and/or to be delivered, pursuant to awards already granted under the PSP;
- (2) the total number of shares subject to any other share option or share schemes of the Company; and
- (3) the total number of new ordinary shares of Uni-Asia Holdings Limited allotted and issued and issued ordinary shares of Uni-Asia Holdings Limited (including treasury shares) delivered, pursuant to awards already granted under the Uni-Asia Performance Share Plan,

shall not exceed 15% of the total number of issued shares (excluding shares held by the Company as treasury shares) on the date preceding the date of the relevant new award.

The PSP shall continue to be in force at the discretion of the PSP Committee until 28 April 2025 (being the maximum term under the Uni-Asia Performance Share Plan), provided always that the PSP may continue beyond the above stipulated period with the approval of the Company's shareholders by ordinary resolution in general meeting and of any relevant authorities which may then be required.

The PSP is considered a share-based payment that falls under IFRS 2 where participants will receive shares and the awards would be accounted for as equity-settled share-based transactions.

## **7.2**

### **POLICY IN RESPECT OF NON-EXECUTIVE DIRECTORS' REMUNERATION**

#### **Remuneration of Non-Executive Directors dependent on contribution, effort, time spent and responsibilities.**

In reviewing the recommendation for NEIDs' remuneration for FY2023, the RC had continued to adopt a framework of base fees for serving on the Board and Board Committees, as well as fees for chairing Board Committees. The fees take into consideration the level of contribution of each Board member, including their responsibilities and the amount of time and effort that each Board member may be required to devote to their role.

	<b><u>S\$</u></b>
Base fee of Directors	50,000
AC Chairman	15,000
AC Member	10,000
NC/RC Chairman	5,000
NC/RC Member	2,500
Lead Independent Director	2,500

Fees for NEIDs are subject to the approval of shareholders at the AGM. Executive Directors and representative/nominee directors appointed by substantial shareholders to represent them on the Board of the Company (if any) do not receive Directors' fees.



# CORPORATE GOVERNANCE REPORT

## DISCLOSURE OF REMUNERATION

**Principle 8: The company is transparent on its remuneration policies, level and mix of remuneration, the procedure for setting remuneration, and the relationships between remuneration, performance and value creation.**

### **Provisions**      **Corporate Governance Practices of the Company**

#### **8.1**      **LEVEL AND MIX OF REMUNERATION OF DIRECTORS AND KEY MANAGEMENT PERSONNEL (WHO ARE NOT ALSO DIRECTORS OR THE CEO) FOR THE YEAR ENDED 31 DECEMBER 2023.**

##### **Remuneration disclosures of Directors and key management personnel; Details of employee share schemes**

The Company takes cognizance of new listing rules relating to disclosure of remuneration of directors and chief executive officers effective for annual reports prepared for the financial years ending on or after 31 December 2024.

For FY2023 Annual Report, the Company has adopted remuneration disclosure of our directors and CEO using a narrow band of S\$100,000 for greater transparency with a detailed breakdown in percentage terms of base or fixed salary, cash performance bonus and benefits-in-kind. The compensation structure for the key management personnel (who are not directors or the CEO) of the Company and the Group subsidiaries are disclosed in bands of S\$250,000 with also a detailed breakdown in percentage terms of base or fixed salary, cash performance bonus and benefits-in-kind. There were no share-based incentives or long-term incentives awarded to our directors, CEO or key management personnel for FY2023.

Table 4 and Table 4A set out the breakdown of the remuneration of the directors (including the CEO) and the top five key management personnel (who are not directors or the CEO), respectively, as well as the total remuneration paid to these key management personnel in aggregate, for FY2023.

Please also refer to Provisions 7.1 and 7.2 above for further details on the Company's policy and criteria for setting remuneration.

#### **8.2**      **REMUNERATION OF EMPLOYEES WHO ARE SUBSTANTIAL SHAREHOLDERS OF THE COMPANY, OR ARE IMMEDIATE FAMILY MEMBERS OF A DIRECTOR, THE CEO OR A SUBSTANTIAL SHAREHOLDER OF THE COMPANY**

##### **Remuneration disclosures of related employees**

There are no substantial shareholders of the Company, or immediate family member (defined in the Listing Manual as the spouse, child, adopted child, step-child, brother, sister and parent) of a director, the CEO or a substantial shareholder, in the employment of the Company whose annual remuneration exceeded S\$100,000 during FY2023.

#### **8.3**      All forms of remuneration and other payments and benefits to directors and key management personnel of the Group are disclosed in Table 4 and Table 4A. The Company has a share incentive scheme known as the "Uni-Asia Group Performance Share Plan". Further details of the PSP, including the key terms of the PSP, are set out above under "Share Incentive Scheme".

# CORPORATE GOVERNANCE REPORT

## ACCOUNTABILITY AND AUDIT

### Risk Management and Internal Controls

**Principle 9: The Board is responsible for the governance of risk and ensures that Management maintains a sound system of risk management and internal controls, to safeguard the interests of the company and its shareholders.**

<b><u>Provisions</u></b>	<b><u>Corporate Governance Practices of the Company</u></b>
--------------------------	---

<b>9.1</b>	<b>Board determines the nature and extent of risks</b>
------------	--

The Group's system of internal controls is designed to manage rather than eliminate the risk of failure to achieve business objectives. It can only provide reasonable and not absolute assurance against material misstatement or loss. During the year, the AC, on behalf of the Board and through the assistance of internal and external auditors, had reviewed the effectiveness of the Group's internal control systems as well as its financial, operational, compliance and information technology controls, and risk management systems. The process used by the AC to monitor and review the effectiveness of the system of internal controls and risk management includes:-

- (i) discussions with management on risks identified by management;
- (ii) the audit processes;
- (iii) the review of internal and external audit plans; and
- (iv) the review of significant issues arising from internal and external audits.

The Group has an Enterprise Risk Management (“**ERM**”) Framework (the “**ERM Framework**”), which governs the risk management process in the Group. Through this framework, risk capabilities and competencies would be continuously enhanced. The ERM Framework also enables the identification, prioritisation, assessment, management and monitoring of key risks to the Group's business. The risk management process in place covers, *inter alia*, financial, operational, compliance and information technology risks faced by the Group. The key risks of the Group are deliberated by Management and reported to the AC. The AC periodically reviews the ERM Framework with Management to ensure it remains adequate, effective and relevant vis-a-vis evolving internal and external environment in which the Group operates.

Complementing the ERM framework is a Group-wide system of internal controls, which includes a code of conduct and ethics, documented policies and procedures, proper segregation of duties, approval procedures and authorities, as well as checks-and-balances built into the business processes.

To ensure that internal controls and risk management processes are adequate and effective, the AC is assisted by various independent professional service providers. External auditors provide reasonable assurance on the true and fair presentation of the Group's financial statements. Internal auditors provide assurance that controls over the key risks of the Group are adequate and effective.

# CORPORATE GOVERNANCE REPORT

## **Provisions**      **Corporate Governance Practices of the Company**

The Board is responsible for ensuring that management maintains a sound system of internal controls to safeguard shareholders' investment and the Group's assets. For FY2023, based on (i) the Group's framework of management controls, (ii) the internal control policies and procedures established and maintained by the Group as well as (iii) the regular audits, monitoring and reviews performed by the internal and external auditors, the Board, with the concurrence of the AC, is of the opinion that the systems of internal controls (including the financial, operational, compliance and information technology controls) and risk management within the Group that has been maintained by the Group's management and that was in place throughout the financial year are adequate and effective.

The Board acknowledges that it is responsible for the overall internal control framework, but recognises that no cost effective internal control system will preclude all errors and irregularities, as a system is designed to manage rather than eliminate the risk of failure to achieve business objectives, and can provide only reasonable and not absolute assurance against material misstatement or loss, due to errors, fraud or irregularities.

Any material non-compliance and internal control weaknesses noted during the internal audit and the recommendations thereof are reported to the AC as part of the review of the Group's internal control system. No material internal control weaknesses were identified during the financial year.

The Company has not put in place a Risk Management Committee. However, the Management has in place a financial risk management policy and regularly reviews the Company's business and operational activities to identify areas of significant business risks as well as appropriate measures to control and mitigate these risks. Management reviews all significant control policies and procedures and highlights all significant matters to the directors and AC. The Board determines the nature and extent of the significant risks which the Company is willing to take in achieving its strategic objectives and value creation. Details of the Group's risk management policy are set out in Note 28 "Financial Risk Management" of the Notes to the Consolidated Financial Statements.

## **9.2**      **Assurance from CEO, Group CFO and other key management personnel**

The Board has received assurance from (a) the CEO and the Group CFO that the financial records of the Company have been properly maintained and the financial statements give a true and fair view of the Company's operations and finances; and (b) the CEO and other key management personnel who are responsible, regarding the adequacy and effectiveness of the Company's risk management and internal control systems.



# CORPORATE GOVERNANCE REPORT

## AUDIT COMMITTEE

**Principle 10: The Board has an Audit Committee (“AC”) which discharges its duties objectively.**

<b><u>Provisions</u></b>	<b><u>Corporate Governance Practices of the Company</u></b>
--------------------------	---

<b>10.1</b>	<b>Duties of Audit Committee</b>
-------------	----------------------------------

The AC performs the following functions:

- (a) reviews the annual and quarterly financial statements of the Company and the Group before submission to the Board for adoption (including the significant financial reporting issues and judgements so as to ensure the integrity of the financial statements and any announcements relating to the Company and the Group’s financial performance);
- (b) reviews with the internal and external auditors, their audit plans and audit reports;
- (c) reviews the cooperation given by the Company’s officers to the external auditors;
- (d) reviews the adequacy, effectiveness, independence, scope and results of the external audit and the Company’s internal audit function;
- (e) reviews at least annually the adequacy and effective of the Company’s internal controls and risk management systems;
- (f) reviews the assurance from the CEO and the Group CFO on the financial records and financial statements;
- (g) reviews interested person transactions and transactions falling within the scope of Chapter 10 of the Listing Manual;
- (h) nominates and reviews the appointment or re-appointment of external auditors;
- (i) make recommendations to the Board on the remuneration and terms of engagement of external auditors;
- (j) reviews the independence of the external auditors annually;
- (k) reviews the policy and arrangements for concerns about possible improprieties in financial reporting or other matters to be safely raised, independently investigated and appropriately followed up on;
- (l) undertakes such other reviews and projects as may be requested by the Board and report to the Board its findings from time to time on matters arising and requiring the attention of the AC; and
- (m) undertakes such other functions and duties as may be required by statute or the Listing Manual and by such amendments made thereto from time to time.

# CORPORATE GOVERNANCE REPORT

## **Provisions**

### **Corporate Governance Practices of the Company**

**Whistleblowing Policy.** The Group has put in place a whistleblowing policy where employees of the Group may, in confidence, raise concerns regarding possible corporate improprieties in matters of financial reporting and other matters. The policy establishes a confidential line of communication for the report of issues/concerns to any one of the AC members and/or the Company Secretary and provides for the protection of those who raise a concern in good faith against harassment or victimisation. The complainant's identity shall also be kept confidential to the extent reasonably practical within the limits of the law.

The AC is the custodian of the policy and responsible for the overall oversight and monitoring of the policy and its implementation. The policy sets out the procedures and processes by which the AC assesses and reviews (in consultation with the Board of Directors and/or Management where appropriate or necessary) the nature of the complaint, the appropriate independent investigation to be conducted, the outcome of such investigation and the followed-up action to be taken. There was no reported incident pertaining to the whistleblowing policy in FY2023.

The whistleblowing policy is communicated to all employees of the Group.

In performing its functions, the AC:

- (i) has met with the internal and external auditors, without the presence of management, at least once a year;
- (ii) has explicit authority to investigate any matter within its terms of reference;
- (iii) has had full access to and cooperation from Management and has full discretion to invite any director and executive officer to attend its meetings; and
- (iv) has been given reasonable resources to enable it to discharge its functions properly.

The Management of the Company (including but not limited to the Executive Directors and Group CFO) attends all meetings of the AC on invitation.

The AC reviews annually the non-audit services provided by external auditors and determines whether the provision of such services affects their independence. The breakdown of fees (audit and non-audit services) paid to auditors are set out in Note 20 "Other Expenses" of the Notes to the Consolidated Financial Statements.

Having reviewed the nature and extent of non-audit services rendered by the external auditors to the Company for the year ended 31 December 2023, the AC is of the opinion that the nature and extent of such services will not prejudice the independence and objectivity of the external auditors.

In recommending the re-appointment of the auditors, the AC considered and reviewed various factors including the adequacy of resources, the experience of the auditing firm and the audit engagement partner, the firm's other audit engagements, the number and experience of supervisory and professional staff to be assigned to the audit, the size and complexity of the Group and its businesses and operations. After due consideration, the AC has recommended the re-appointment of KPMG LLP as external auditors at the AGM of the Company.

The auditors, KPMG LLP, have indicated their willingness to accept reappointment.

# CORPORATE GOVERNANCE REPORT

## **Provisions**

## **Corporate Governance Practices of the Company**

### **Summary of Audit Committee's activities in 2023**

- (i) reviewed the financial statements of the Company and the Group before the announcement of half-year and full-year results, as well as quarterly corporate updates;
- (ii) together with the CEO and Group CFO and where applicable, the external auditors, reviewed the key areas of Management's judgement applied for adequate provisioning and disclosure, critical accounting policies and any significant changes made that would have a material impact on the financials;
- (iii) reviewed the scope and results of the external audit, the independence and objectivity of the external auditors of the Group, and in this regard, also reviewed the nature and extent of any non-audit services provided by the external auditors;
- (iv) reviewed the independence and objectivity of the internal and external auditors through discussions with the internal and external auditors;
- (v) reviewed the appointment of different external auditors for its subsidiaries;
- (vi) reviewed the accounting, auditing and financial reporting matters so as to ensure that an effective system of control is maintained in the Group;
- (vii) assessed the role and effectiveness of the internal audit function in the overall context of the Group's internal controls and risk management systems, and considered the results of their review and evaluation of the Group's internal controls;
- (viii) reviewed interested party transactions;
- (ix) reviewed with the CEO, Group CFO and external auditors on the changes to accounting standards and issues which are relevant to the Group and have a direct impact on the Group's financial statements; and
- (x) reviewed the balance sheet of the Company and the consolidated financial statements of the Group for the financial year ended 31 December 2023 as well as the Independent Auditors' Report thereon before submitting them to the Board for its approval.

In the event that a member of the AC is interested in any matter being considered by the AC, he will abstain from reviewing that particular transaction or voting on that particular resolution.



# CORPORATE GOVERNANCE REPORT

## **Provisions**

## **Corporate Governance Practices of the Company**

### **Financial Reporting Matters**

In the review of the balance sheet of the Company and the consolidated financial statements of the Group, the AC discussed with management the accounting principles that were applied and also considered the appropriateness of the critical accounting estimates and judgements made in the preparation of the financial statements. The following significant matters impacting the financial statements were discussed with management and the external auditor and were reviewed by the AC:

<b>Matters Considered</b>	<b>Action</b>
<ul style="list-style-type: none"> <li>• Impairment assessment of vessels</li> <li>• Classification of investment entities</li> <li>• Fair valuation of unlisted investments (for both ships and properties).</li> </ul>	<p>The AC met with management to consider the impairment assessment of vessels, classification of investment entities, and the approach and methodology adopted for the valuation models used for fair valuation of investments including the reasonableness of cash flow forecasts and discount rates used in the valuation models. The AC also discussed with the external auditors their review of the reasonableness and relevance of methodology and assumptions used in valuation models and for impairment assessment.</p> <p>The above procedures provided the AC with reasonable assurance on the approach and conclusion drawn by management on these matters.</p> <p>The external auditor has included these items as key audit matters in its audit report for the financial year ended 31 December 2023.</p>

Following the review and discussions, the AC recommended to the Board to approve the financial statements for FY2023.

## **Rule 1207(6) and Rules 712 and 715 and/or Rule 716 of the SGX-ST Listing Manual**

The Board and AC have reviewed the appointment of different external auditors for some of its subsidiaries and significant associated companies and were satisfied that such appointment would not compromise the standard and effectiveness of the audit of the Group and that Rule 716 of the Listing Manual has been complied with. Refer to Note 25 “Investment in subsidiary” of the Notes to the Consolidated Financial Statements for the subsidiaries audited by different external auditors.

In appointing the audit firms for the Company, its subsidiaries and significant associated companies, the Audit Committee and the Board are satisfied that the Group has complied with Listing Rules 712, 715 and 716.

## **10.2**

### **Composition of Audit Committee**

The AC, regulated by a set of written terms of reference, comprises three members all of whom are NEIDs. The names of the members of the AC are disclosed in Table 2. The AC has two members namely, Mr. Lee Gee Aik (being the AC Chairman) and Mr. Chan Kam Loon, who have recent and relevant accounting or related financial management expertise or experience.

# CORPORATE GOVERNANCE REPORT

## **Provisions**

## **Corporate Governance Practices of the Company**

### **10.3**

#### **Audit Committee does not comprise former partners or directors of the Company's auditing firm**

None of the AC members were previous partners or directors of the Company's existing auditing firm or auditing corporation within a period of two years commencing on the date of their ceasing to be a partner of the auditing firm or director of the auditing corporation and none of the AC members hold any financial interest in the auditing firm or auditing corporation.

### **10.4**

#### **Primary reporting line of the internal audit function is to Audit Committee; Internal audit function has unfettered access to Company's documents, records, properties and personnel.**

The Group has an in-house internal auditor discharging the internal audit function. The in-house internal auditor reports directly to the AC. The AC reviews and approves the annual audit plan and resources to ensure that the internal auditor has the necessary resources to adequately perform her duties. The AC also decides on the appointment, termination and remuneration of internal audit professionals, if any.

The AC has reviewed the adequacy and effectiveness of the internal audit function and is satisfied that the internal audit function is independent, effective and adequately resourced, has unfettered access to all the Group's documents, records, properties and personnel, including the AC, and has appropriate standing within the Company. The AC is satisfied that the internal audit function is staffed by suitably qualified and experienced professionals. In particular, the Chief Internal Auditor of the Group, Ms. Chiaki Yamamoto is a member of The Institute of Internal Auditors ("IIA") Singapore, IIA Japan, and a Certified Fraud Examiner ("CFE") as certified by the Association of Certified Fraud Examiner in USA. The profile of Ms. Chiaki Yamamoto is set out in the section titled "Key Management".

The internal auditor plans its internal audit schedules in consultation with the AC. The audit plan is submitted to the AC for approval prior to the commencement of the internal audit work. In addition, the internal auditor may be involved in ad-hoc projects initiated by the Management in consultation with the AC which require the assurance of the internal auditor in specific areas of concerns. The AC reviews the activities of the internal auditor on a regular basis, including overseeing and monitoring the implementation of the improvements required on internal control weaknesses identified.

The internal auditor conducted an annual review of the effectiveness of the Group's risk management and key internal control systems, including financial, operational, compliance and information technology controls, and risk management. Any material non-compliance or lapses in internal controls, together with recommendation for improvement, are reported to the AC. A copy of the report is also issued to the relevant department for its follow-up action. The timely and proper implementation of the required corrective, preventive or improvement measures are closely monitored.

### **10.5**

#### **Audit Committee meets with the auditors without the presence of Management annually**

Annually, the AC meets (physically or via teleconference) separately with the internal and external auditors without the presence of Management.

# CORPORATE GOVERNANCE REPORT

## SHAREHOLDER RIGHTS AND ENGAGEMENT

### Shareholder Rights and Conduct of General Meetings

**Principle 11: The company treats all shareholders fairly and equitably in order to enable them to exercise shareholders' rights and have the opportunity to communicate their views on matters affecting the company. The company gives shareholders a balanced and understandable assessment of its performance, position and prospects.**

<b><u>Provisions</u></b>	<b><u>Corporate Governance Practices of the Company</u></b>
--------------------------	---

<b>11.1</b>	<b>Company provides shareholders with the opportunity to participate effectively and vote at general meetings</b>
-------------	---

Management supported the Code's principle to encourage shareholder participation. Shareholders are encouraged to attend the AGM to ensure a high level of accountability and to stay informed of the Company's strategy and goals. Notice of the general meeting is despatched to shareholders, together with explanatory notes or a circular on items of special business (if necessary), at least 14 days or 21 days, as the case may be, before the general meeting. The Board welcomes questions from shareholders who have an opportunity to raise issues either informally or formally before or at the general meeting.

In general meetings, shareholders are given the opportunity to communicate their views and direct questions to Directors and Management regarding the Company. The Chairpersons of Board Committees are present at the AGM and other general meetings of shareholders, to assist the Board in addressing shareholders' questions.

At every AGM, the Company is likely to present a review on the Group's financial results and its business outlook to shareholders. Shareholders have the opportunity to participate effectively and to vote in the AGM either in person or by proxy. Shareholders are also informed of the rules, including the voting procedures that govern general meetings.

The Board views the AGM as the principal forum for dialogue with shareholders, being an opportunity for shareholders to raise issues pertaining to the proposed resolutions and/or ask the directors or the Management questions regarding the Company and its operations.

In accordance with Rule 730A(2) of the Listing Manual and to have greater transparency in the voting process, the Company has conducted the voting of all its resolutions by poll at all of its general meetings. The detailed voting results of each of the resolutions tabled are announced on the same day after the meetings. The total numbers of votes cast for or against the resolutions are also announced after the meetings via SGXNET.

<b>11.2</b>	<b>Separate resolution on each substantially separate issue</b>
-------------	---

Resolutions to be passed at general meetings are always separate and distinct in terms of issue and are consistent with the Code's recommendation that companies avoid "bundling" resolutions unless the resolutions are interdependent and linked so as to form one significant proposal.



# CORPORATE GOVERNANCE REPORT

## **Provisions**      **Corporate Governance Practices of the Company**

### **11.3**      **All Directors attend general meetings**

All directors will be in attendance at the Company's AGM to address shareholders' questions relating to the work of the Board and Board Committees.

The Company's external auditors have also been invited to attend the AGM and will be available to assist the directors in addressing any relevant queries by the shareholders relating to the conduct of the audit and the preparation and content of the auditors' report.

All directors attended the Company's last AGM in FY2023 via physical mode on 28 April 2023.

### **11.4**      **No proviso in Company's Constitution for absentia voting of shareholders**

Under the Company's Constitution and pursuant to the Companies Act 1967 of Singapore (the "**Companies Act**"), a relevant intermediary (as defined in the Companies Act) may appoint more than two proxies to attend AGMs and any other general meeting. A registered shareholder who is not a relevant intermediary may appoint up to two proxies. The Company is not implementing absentia voting methods such as voting via mail, e-mail or fax until security, integrity and other issues are satisfactorily resolved. Accordingly, the Company's Constitution does not currently expressly provide for such absentia voting methods at general meetings of shareholders.

### **11.5**      **Minutes of general meeting are published on the Company's corporate website**

Questions, comments received from shareholders and responses from the Board and Management were recorded in the minutes of general meetings.

In accordance with Guidance 6 of the Practice Note 7.5 General Meetings of the SGX Listing Manual, the Company had published the minutes of its 2023 Annual General Meeting on SGXNET and the Company's website within one month after the date of the meeting on 23 May 2023.

### **11.6**      **Dividend policy**

The Company's dividend policy seeks to balance dividend return to shareholders with the need for long-term sustainable growth whilst aiming for an efficient capital structure.

When deciding on dividend to be paid, the Board considers the Company's earnings, the Group's financial position, capital expenditure requirements, future expansion and investment plans and other relevant factors as may be determined by the Board.

The Group recorded US\$5.1 million profit for FY2023. A final one-tier tax exempt dividend of S\$0.022 per share has been proposed. Together with interim dividend of S\$0.022 per share paid on 29 September 2023, the Group will be paying a total dividend of S\$0.044 per share for FY2023.

# CORPORATE GOVERNANCE REPORT

## ENGAGEMENT WITH SHAREHOLDERS

**Principle 12: The company communicates regularly with its shareholders and facilitates the participation of shareholders during general meetings and other dialogues to allow shareholders to communicate their views on various matters affecting the company.**

### **Provisions**      **Corporate Governance Practices of the Company**

#### **12.1**                      **Company provides avenues for communication between the Board and shareholders**

The Company is committed to regular and timely communication with shareholders as part of the organisation's development to build systems and procedures that will enable the Group to compete internationally. The Company places great emphasis on investor relations and strives to maintain a high standard of transparency and to promote better investor communications. It aims to provide investors with clear, balanced and useful information, on a timely basis, about the Group's performance, financial position and prospects.

The Board views the AGM as the principal forum for dialogue with shareholders, being an opportunity for shareholders to raise issues pertaining to the proposed resolutions and/or ask the directors or the Management questions regarding the Company and its operations.

#### **12.2**                      **Company has in place an investor relations policy and the policy sets out mechanism of communication between the shareholders and the Company**

The Company has put in place an investor relations ("IR") policy to promote regular and proactive communication with its shareholders. The Company keeps its website updated and maintains dedicated IR section for shareholders' convenience. All the announcements disclosed through SGXNET are also posted on the Company's website.

The Company conducts briefings regularly for the media, analysts, brokers and fund managers, with the presence of key management personnel.

Briefings for investors are held in conjunction with the release of the Company's quarterly corporate updates, semi-annual results and full year results, with the presence of the Executive Chairman, CEO, Group CFO, the Executive Directors and/or the key management personnel to answer the relevant questions which the investors may have.

In addition, the Company has appointed a professional investor relations firm to promote effective and fair communication with shareholders. Any questions from shareholders could either be raised to the investor relations firm or the Company to be addressed by the Executive Chairman, CEO, Group CFO and/or Management.

#### **12.3**                      **It is the Board's policy that shareholders be informed of all major developments within the Group. Price-sensitive information and results are released to the public through SGXNET on a timely basis in accordance with the requirements of the SGX-ST. The Company does not practice selective disclosure.**

The steps taken to solicit and understand the views of shareholders are disclosed under "Investor Relations" on Page 36 of this annual report. In particular, shareholders could contact the Company's investor relations officers directly with questions and the Company may respond to such questions through such officers. The contact details of such officers are also set out under "Investor Relations".

# CORPORATE GOVERNANCE REPORT

## MANAGING STAKEHOLDERS RELATIONSHIPS

### Engagement with Stakeholders

**Principle 13: The Board adopts an inclusive approach by considering and balancing the needs and interests of material stakeholders, as part of its overall responsibility to ensure that the best interests of the company are served.**

<b>Provisions</b>	<b><u>Corporate Governance Practices of the Company</u></b>
-------------------	---

<b>13.1</b>	<b>Engagement with material stakeholder groups</b>
-------------	--

The Company has appropriate channels in place to identify and engage with its key stakeholder groups. The Company recognises the importance of understanding the Group's businesses and regular interactions with key stakeholders to determine material issues for the Group's businesses.

In 2022, the Company engaged both internal and external stakeholders to validate ESG (as defined in the following page) material topics and issues deemed relevant to the Group. The Group also conducted a "materiality assessment refresh" to align the new GRI (as defined in the following page) 2021 requirements (which the Group based its material assessment on) and GRI's updated definition of materiality in 2022. The material topics assessment and stakeholders engagement in 2022 remain relevant for FY2023 as it had aided the Group in the feedback and validation process as the Group furthered its materiality process in FY2023 to stay updated with the evolving sustainability landscape.

<b>13.2</b>	The strategy and key areas of focus in relation to the management of stakeholder relationships are disclosed under "Stakeholder Engagement" of the FY2023 Sustainability Report.
-------------	--

<b>13.3</b>	<b>Corporate website to engage stakeholders</b>
-------------	---

The Company provides timely and informative updates relating to company announcements, quarterly corporate updates, half-yearly financial results announcements, news releases and corporate presentations on its corporate website. Moving forward, the Company will include more details on its management of stakeholder relationships during the reporting period, including best practices for compliance.

## DEALING IN SECURITIES

**Rule  
1207(19) of  
the SGX-ST  
Listing  
Manual**

The Company has adopted an internal policy to govern the conduct of securities transactions by its directors and employees. All directors and officers of the Company and its subsidiaries who have access to price sensitive information are required to refrain from dealing in the Company's securities at all times as provided under the provisions of the Securities and Futures Act 2001 of Singapore.

The directors and officers have been informed not to deal in the Company's shares whilst in possession of price sensitive information as well as during the period commencing one month before the announcement of the company's half year and/or full year financial statements (not required to announce quarterly financial statements). The directors and officers are also discouraged from dealing in the Company's securities on short-term considerations.



# CORPORATE GOVERNANCE REPORT

## **Provisions**

### **Corporate Governance Practices of the Company**

The directors and officers are required to observe insider trading provisions under the Securities and Futures Act 2001 of Singapore, at all times even when dealing in the Company's securities within the permitted periods. Directors of the Company are required to report all dealings to the Company Secretary.

### **MATERIAL CONTRACTS**

#### **Rule 1207(8) of the SGX-ST Listing Manual**

Save for the Service Agreements entered into with the Executive Directors, which are still subsisting or subject to renewal as at the end of FY2023, there are no material contracts involving the interests of the CEO, the directors or controlling shareholders entered into by the Group which are still subsisting as at the end of the financial year or entered into during the financial year.

### **SUSTAINABILITY REPORTING**

#### **Rule 711A - 711B of the SGX-ST Listing Rules**

The Group is committed to good corporate citizenship and sustainable business practices. We believe in creating shared values and improving the impact of our businesses on society and the environment. We will be releasing our Sustainability Report for year 2023 which will reflect the Group's performance on sustainability across business segments in significant locations of operations. Similar to previous year, our 2023 Sustainability Report is prepared in accordance with the Global Reporting Initiative ("GRI") Standards ("**Sustainability Reporting Framework**"), and is in line with the SGX-ST requirements on sustainability reporting. The Group has reviewed the previous year's material Environmental, Social and Governance ("**ESG**") factors based on business operations and understanding of stakeholder concerns and will continue with ESG factors identified in the previous year. The Group believes that adopting and considering sustainability in strategy formulation will help to improve performance and achieve sustainable growth in the changing business environment. Our Sustainability Report 2023 includes the Group's performance and targets on each material ESG factor. We hope our stakeholders find our Sustainability Report informative. We look forward to receiving valuable feedback from our stakeholders to make continued progress in this area.

# CORPORATE GOVERNANCE REPORT

## Provisions

## Corporate Governance Practices of the Company

### Rule 1207(17) of the SGX-ST Listing Manual

#### INTERESTED PERSON TRANSACTIONS

The Company has established procedures to ensure that all transactions with interested persons are reported in a timely manner to the AC, and that transactions are conducted on an arm's length basis, on normal commercial terms and are not prejudicial to the interests of the Company and its minority shareholders. All interested person transactions are subject to review by the AC.

The aggregate value of the interested person transactions entered into during the financial year under review is as follows:-

Interested Person: The Company's controlling shareholder, Yamasa Co., Ltd (and its associates):-

Aggregate value of all interested person transactions during the financial year under review (excluding transactions conducted under shareholders' mandate pursuant to Rule 920)		Aggregate value of all interested person transactions conducted under shareholders' mandate pursuant to Rule 920 (excluding transactions less than S\$100,000)	
Nature	Amount USD'000	Nature	Amount USD'000
Shareholders' loan to joint investment companies where Yamasa Co., Ltd holds 50% or more stake	4,360.4	Administration fee income	857.2
		Advisory fee income	25.8
		Brokerage fee income	420.7
		Commercial/ship management fee income	1,177.2
		Property management fee	79.1
<b>Total</b>	<b>4,360.4</b>	<b>Total</b>	<b>2,560.0</b>

# CORPORATE GOVERNANCE REPORT

**TABLE 1 – ATTENDANCE AT BOARD AND BOARD COMMITTEE MEETINGS AND AGM FOR FY2023**

	BOARD		AUDIT		NOMINATING		REMUNERATION		AGM	Attendance	
	No. of Meetings Attended	No. of Meetings Attended	No. of Meetings Attended	No. of Meetings Attended	No. of Meetings Attended	No. of Meetings Attended	No. of Meetings Attended	No. of Meetings Attended		Total	%
Michio Tanamoto	4	4	4	4	2	2	1	1	1	12/12	100%
Masahiro Iwabuchi	4	4	4	4	2	2	1	1	1	12/12	100%
Kenji Fukuyado*	4	4	4	4	2	2	1	1	1	12/12	100%
Yukihiko Toda	4	4	4	4	2	2	1	1	1	12/12	100%
Lee Gee Aik	4	4	4	4	2	2	1	1	1	12/12	100%
Chan Kam Loon	4	4	4	4	2	2	1	1	1	12/12	100%
Juliana Lee Kim Lian	4	4	4	4	2	2	1	1	1	12/12	100%

\* Retired on 29 February 2024

**TABLE 2 – BOARD AND BOARD COMMITTEES**

Name of Director	Board Membership	Audit Committee	Nominating Committee	Remuneration Committee
Michio Tanamoto	Executive Chairman/Non-Independent	-	-	-
Kenji Fukuyado*	Executive/Non-Independent	-	-	-
Masahiro Iwabuchi	Executive/Non-Independent	-	-	-
Yukihiko Toda	Executive/Non-Independent	-	-	-
Lee Gee Aik	Non-Executive/Lead Independent	Chairman	Member	Member
Chan Kam Loon	Non-Executive/Independent	Member	Chairman	Member
Juliana Lee Kim Lian	Non-Executive/Independent	Member	Member	Chairman

\* Retired on 29 February 2024



# CORPORATE GOVERNANCE REPORT

**TABLE 3 – DATE OF DIRECTOR’S INITIAL APPOINTMENT, LAST RE-ELECTION AND THEIR DIRECTORSHIPS/  
PRINCIPAL COMMITMENTS**

Name of Director	Age	Date of initial appointment	Date of last re-election	Present directorships in listed companies	Past (preceding 5 years) directorships in listed companies	Principal commitments
Michio Tanamoto	67	17/03/1997	29/04/2022	Uni-Asia Group Limited	–	Full time employment with the Group
Kenji Fukuyado*	60	01/03/2018	30/04/2021	Uni-Asia Group Limited	–	Full time employment with the Group
Masahiro Iwabuchi	61	01/03/2018	29/04/2022	Uni-Asia Group Limited	–	Full time employment with the Group
Yukihiro Toda	61	01/03/2018	28/04/2023	Uni-Asia Group Limited	–	Full time employment with the Group
Lee Gee Aik	65	04/01/2016	28/04/2023	1) Uni-Asia Group Limited 2) Anchun International Limited 3) SHS Holdings Limited 4) Astaka Holdings Limited 5) CH Offshore Limited	–	CFO of AlphaRock Family Office Pte. Ltd.
Chan Kam Loon	63	01/03/2018	30/04/2021	1) Uni-Asia Group Limited 2) Southern Packaging Group Ltd 3) Megachem Ltd 4) Jiutian Chemicals Group Ltd 5) Alpha DX Group Ltd	1) Sarine Technologies Ltd 2) Hupsteel Pte Ltd 3) Tee International Limited 4) OIO Holdings Ltd	Nil
Juliana Lee Kim Lian	57	01/03/2019	29/04/2022	1) Uni-Asia Group Limited 2) Nordic Group Limited 3) Dyna-Mac Holdings Ltd 4) VCPlus Limited (formerly Anchor Resources Limited)	–	Director, Aptus Law Corporation

\* Retired on 29 February 2024

# CORPORATE GOVERNANCE REPORT

**TABLE 4 - REMUNERATION OF DIRECTORS FOR FY2023**

Name of Directors	Position	Breakdown Of Remuneration In Percentage (%)					Total	Total Remuneration in Compensation Bands of S\$100,000
		Directors' Fee %	Base/ Fixed Salary %	Cash Performance Bonus %	Benefits-in-Kind <sup>(1)</sup> %			
Michio Tanamoto	Executive	-	74.0%	-	26.0%	100%	S\$400,001 - S\$500,000	
Kenji Fukuyado*	Executive	-	58.3%	-	41.7%	100%	S\$500,001 - S\$600,000	
Masahiro Iwabuchi	Executive	-	60.7%	-	39.3%	100%	S\$500,001 - S\$600,000	
Yukihiro Toda	Executive	-	93.4%	-	6.6%	100%	S\$200,001 - S\$300,000	
Lee Gee Aik	Independent	100%	-	-	-	100%	<S\$100,000	
Chan Kam Loon	Independent	100%	-	-	-	100%	<S\$100,000	
Juliana Lee Kim Lian	Independent	100%	-	-	-	100%	<S\$100,000	
The Aggregate Total Remuneration (S\$'000) of Directors						1,973		

\* Retired on 29 February 2024

**Note:**

<sup>(1)</sup> Benefits-in-kind include employer's contribution to defined contribution plan (e.g. Central Provident Fund), housing, etc.

**TABLE 4A - REMUNERATION OF KEY MANAGEMENT PERSONNEL (WHO ARE NOT ALSO DIRECTORS OR THE CEO) FOR FY2023**

Name of Top 5 Key Management Personnel	Position	Breakdown Of Remuneration In Percentage (%)				Total	Total Remuneration in Compensation Bands of S\$250,000
		Base/ Fixed Salary %	Cash Performance Bonus %	Benefits-in-Kind <sup>(1)</sup> %			
Matthew Yuen	Senior Managing Director	71.4%	18.4%	10.2%	100%	S\$250,001 - S\$500,000	
Lim Kai Ching	Group Chief Financial Officer	87.6%	11.0%	1.4%	100%	S\$250,001 - S\$500,000	
Shinichiro Ishizaki	Head, Maritime Business Department	74.8%	15.9%	9.3%	100%	S\$250,001 - S\$500,000	
Yumiko Kanda	Head, Maritime Asset Management Department	78.2%	13.0%	8.8%	100%	S\$250,001 - S\$500,000	
Takeshi Iritono	Managing Director of Uni-Asia Capital (Japan) Ltd.	64.4%	25.2%	10.4%	100%	S\$100,001 - S\$250,000	
The Aggregate Total Remuneration (S\$'000) of Top 5 Key Management Personnel					1,527		

**Note:**

<sup>(1)</sup> Benefits-in-kind include employer's contribution to defined contribution plan (e.g. Central Provident Fund), housing, etc.

# DIRECTORS' STATEMENT

The directors are pleased to present their statement to the members together with the audited consolidated financial statements of Uni-Asia Group Limited (the “Company”) and its subsidiaries (collectively, the “Group”), which comprise the statements of financial position of the Group and the Company as at 31 December 2023, the consolidated statements of profit or loss, comprehensive income, changes in equity and cash flows of the Group and statement of changes in equity of the Company for the year ended 31 December 2023.

## Opinion of the directors

In the opinion of the directors,

- (a) the financial statements are drawn up so as to give a true and fair view of the financial position of the Group and of the Company as at 31 December 2023 and financial performance, changes in equity and cash flows of the Group and statement of changes in equity of the Company for the year ended on that date in accordance with the provisions of the Companies Act 1967 (“the Act”), Singapore Financial Reporting Standards (International) (“SFRS(I)”) and International Financial Reporting Standards (“IFRSs”); and
- (b) at the date of this statement, there are reasonable grounds to believe that the Company will be able to pay its debts as and when they fall due.

## Directors

The directors of the Company in office at the date of this statement are as follows:

Michio Tanamoto  
Masahiro Iwabuchi  
Yukihiro Toda  
Lee Gee Aik  
Philip Chan Kam Loon  
Juliana Lee Kim Lian

## Arrangements to enable directors to acquire shares or debentures

Neither at the end of nor at any time during the financial year was the Company a party to any arrangement whose objects are, or one of whose objective is, to enable the directors of the Company to acquire benefits by means of the acquisition of shares or debentures of the Company or any other body corporate.



# DIRECTORS' STATEMENT

## Directors' interest in shares and debentures

The following directors, who held office at the end of the financial year, had, according to the register of directors' shareholdings, required to be kept under Section 164 of the Companies Act 1967 (the "Act"), an interest in shares of the Company and related corporation as stated below:

	Holdings registered in the name of directors	
	At the beginning of financial year	At the end of financial year
<b>Ordinary shares of the Company</b>		
Michio Tanamoto	3,250,468	3,250,468
Kenji Fukuyado (resigned on 29 February 2024)	1,500,000	1,500,000
Masahiro Iwabuchi	530,000	645,700
Yukihiro Toda	123,105	123,105

There were no changes in any of the above-mentioned interests in the Company between the end of the financial year and 21 January 2024.

Except as disclosed in this statement, no director who held office at the end of the financial year had interests in shares, share options, warrants or debentures of the Company, or of related corporations, either at the beginning of the financial year, or at the end of the financial year.

## Share options

During the financial year, there was:

- (a) no option granted by the Company to any person to take up unissued shares of the Company; and
- (b) no share issued by virtue of the exercise of options to take up unissued shares of the Company.

At the end of the financial year, there was no unissued share of the Company under option.

## Audit committee

The audit committee ("AC") carried out its functions in accordance with section 201B (5) of the Companies Act 1967, including the following:

- (a) reviewed the quarterly and annual financial statements of the Company and the Group before submission to the Board for adoption (including the significant financial reporting matters and judgements so as to ensure the integrity of the financial statements and any announcements relating to the Company and the Group's financial performance);
- (b) reviewed with the internal and external auditors, their audit plans and audit reports;

# DIRECTORS' STATEMENT

## Audit committee (cont'd)

- (c) reviewed the cooperation given by the Company's officers to the external auditors;
- (d) reviewed the adequacy, effectiveness, independence, scope and results of the external audit and the Company's internal audit function;
- (e) reviewed at least annually the adequacy and effectiveness of the Company's internal controls and risk management systems;
- (f) reviewed the assurance from the CEO and the Group CFO on the financial records and financial statements;
- (g) reviewed interested person transactions and transactions falling within the scope of Chapter 10 of the SGX Listing Manual;
- (h) nominated and reviewed the appointment or re-appointment of external auditors;
- (i) made recommendations to the Board on the remuneration and terms of engagement of external auditors;
- (j) reviewed the independence of the external auditors annually;
- (k) reviewed the policy and arrangements for concerns about possible improprieties in financial reporting or other matters to be safely raised, independently investigated and appropriately followed up on;
- (l) undertaken such other reviews and projects as may be requested by the Board and reported to the Board its findings from time to time on matters arising and requiring the attention of the AC;
- (m) undertaken such other functions and duties as may be required by statute or the Listing Manual and by such amendments made thereto from time to time;
- (n) met with the internal and external auditors, without the presence of management, at least once a year;
- (o) had explicit authority to investigate any matter within its terms of reference;
- (p) had full access to and cooperation from Management and had full discretion to invite any director and executive officer to attend its meetings; and
- (q) had been given reasonable resources to enable it to discharge its functions properly.

The AC, having reviewed the nature and extent of non-audit services rendered by the external auditors to the Company for the year ended 31 December 2023, is of the opinion that the nature and extent of such services will not prejudice the independence and objectivity of the external auditors.

The AC convened four meetings during the year with full attendance from all members.

Further details regarding the AC are disclosed in the Report on Corporate Governance.

# DIRECTORS' STATEMENT

## **Auditors**

The auditors, KPMG LLP, have indicated their willingness to accept re-appointment.

On behalf of the board of directors:

Michio Tanamoto  
Director

Masahiro Iwabuchi  
Director

Singapore  
15 March 2024

# INDEPENDENT AUDITORS' REPORT

## Members of the Company Uni-Asia Group Limited

### Report on the audit of the financial statements

#### *Opinion*

We have audited the financial statements of Uni-Asia Group Limited (the “Company”) and its subsidiaries (the “Group”), which comprise the statements of financial position of the Group and the Company as at 31 December 2023, the consolidated statements of profit or loss, comprehensive income, changes in equity and cash flows of the Group and the statement of changes in equity of the Company for the year then ended, and notes to the consolidated financial statements, including a summary of material accounting policies information, as set out on pages 90 to 162.

In our opinion, the accompanying consolidated financial statements of the Group and the statements of financial position and changes in equity of the Company are properly drawn up in accordance with the provisions of the Companies Act 1967 (the “Act”), Singapore Financial Reporting Standards (International) (“SFRS(I)”) and International Financial Reporting Standards (“IFRSs”) so as to give a true and fair view of the financial position of the Group and the Company as at 31 December 2023 and of the consolidated financial performance, changes in equity and cash flows of the Group and statement of changes in equity of the Company for the year ended on that date.

#### *Basis for opinion*

We conducted our audit in accordance with Singapore Standards on Auditing (“SSAs”). Our responsibilities under those standards are further described in the ‘*Auditors’ responsibilities for the audit of the financial statements*’ section of our report. We are independent of the Group in accordance with the Accounting and Corporate Regulatory Authority *Code of Professional Conduct and Ethics for Public Accountants and Accounting Entities* (“ACRA Code”) together with the ethical requirements that are relevant to our audit of the financial statements in Singapore, and we have fulfilled our other ethical responsibilities in accordance with these requirements and the ACRA Code. We believe that the audit evidence we have obtained is sufficient and appropriate to provide a basis for our opinion.

#### *Key Audit Matter*

Key audit matter is those matter that, in our professional judgement, was of most significance in our audit of the financial statements of the current period. These matters were addressed in the context of our audit of the financial statements as a whole, and in forming our opinion thereon, and we do not provide a separate opinion on these matters. For matter below, our description of how our audit addressed the matter is provided in that context.

We have fulfilled our responsibilities described in the *Auditors’ Responsibilities for the Audit of the Financial Statements* section of our report, including in relation to these matters. Accordingly, our audit included the performance of procedures designed to respond to our assessment of the risks of material misstatement of the financial statements. The results of our audit procedures, including the procedures performed to address the matters below, provide the basis for our audit opinion on the accompanying financial statements.



# INDEPENDENT AUDITORS' REPORT

*Key Audit Matter (cont'd)*

## **Impairment assessment of vessels**

Refer to Note 4 and Note 7 of the Group's consolidated financial statements.

### **Risk:**

As at 31 December 2023, the Group owns vessels and measures them at cost less accumulated depreciation and impairment losses. Management considers each vessel to be a separate cash generating unit ("CGU" or "vessel") and performs impairment test. The recoverable amount of each vessel was estimated using value-in-use calculations involving key assumptions such as forecast freight rates, vessel operating expenses, residual value and discount rate. Forecast freight rates and discount rate are the key drivers but inherently difficult to estimate reliably as freight rates and vessel valuations are susceptible to wide fluctuations. The Group relied on past observable data (as aided by an external market database) together with prevailing market conditions and outlook of dry bulk sector to estimate the forecast freight rates; and used weighted average cost of capital as discount rate, with cost of equity determined using the capital asset pricing model ("CAPM"). None of the vessels held as property, plant and equipment at 31 December 2023 were found to require any additional impairment losses nor reversal of previously recognised impairment losses.

### **Our response:**

- We reviewed Management's assessment of impairment indicators relevant to the dry bulk sector, and operating and financial performance of each vessel on time charter basis.
- We reviewed and tested management's forecast of value-in-use calculations involving future freight rates, vessel operating expenses, residual value and discount rate.
- We obtained recent sale and purchase ("S&P") transaction prices of comparable vessels from Clarkson database as alternative recoverable amounts (fair value less costs to sell) and compared them against Management's adopted recoverable amounts since the time charter contracts on these vessels are generally on short-term basis.

### **Our findings:**

We found Management's impairment assessment together with the value-in-use calculations relevant which supported the carrying value of each vessel held. Our independent comparison of recent S&P transaction prices of comparable bulkers against Management's adopted recoverable amounts did not reveal any material valuation differences.

## **Classification of investment entities measured at fair value through profit or loss**

Refer to Note 4 and Note 6 of the Group's consolidated financial statements.

### **Risk:**

The Group invested in unlisted shares of special purpose companies ("SPCs") that own and charter vessels and SPCs that hold commercial office and industrial buildings for sale in Hong Kong; and measured them at fair value through profit or loss.

The Group applied exemption criteria for equity accounting as a venture capitalist in accordance with SFRS(I) 1-28/IAS 28 *Investments in Associates and Joint Venture* and measured these investments at fair value through profit or loss. The assessment involves significant judgement on factors such as Group's business model and investment strategies, clear and objectively distinct investment activities and separate autonomous businesses between the Group and the investees.

Such exemption criteria applied is judgemental.

# INDEPENDENT AUDITORS' REPORT

*Key Audit Matter (cont'd)*

## **Classification of investment entities measured at fair value through profit or loss (cont'd)**

### **Our response:**

- We assessed the Group's primary investment objectives, exit strategies and investment patterns governing these SPCs.
- We evaluated the contractual terms of these investments, analysed the investment structure and identified the decision-making mechanism in these SPCs to assess the Group's ability to exercise significant influence over them.
- We assessed the suitability of the exemption criteria for equity accounting as a venture capitalist in accordance with SFRS(I) 1-28/IAS 28 *Investments in Associates and Joint Venture* relevant to the SPCs.

### **Our findings:**

We found the exemption criteria suitably applied by reference to decision-making structure of these SPCs that aligns with the Group's investment objectives. Further, the Group's operations are distinct from these SPCs.

## **Fair valuation of investment in unlisted shares of shipping SPCs**

### **Risk:**

The equity value of the individual shipping SPC is determined using discounted cash flow technique ("DCF") and changes in fair value is recorded in profit or loss.

The DCF involves cash inflows from chartering of vessels on time-charter basis and terminal value; and cash outflows from vessel operating expenses, discounted at weighted average cost of capital. The forecast period used is 10 years, representing the Group's investment horizon.

The preparation of DCF is highly judgemental. The assumptions applied therein, in particular, the forecast freight rates, terminal value and discount rate are inherently difficult to estimate reliably due to wide fluctuations in vessel valuations and freight rates.

### **Our response:**

- We evaluated the DCF prepared by Management, considering the forecast period assumed and the risk of uncertainties associated with the operating cash flows and terminal value assumed.
- We assessed the equity value by considering alternative valuation from recent S&P transaction prices of comparable vessels and compared them with Management's adopted valuation.

### **Our findings**

The fair value changes of shipping SPCs during the year were assessed to be inconsequential by Management. Our alternative test procedures revealed no material valuation differences from Management.

# INDEPENDENT AUDITORS' REPORT

*Key Audit Matter (cont'd)*

## **Fair valuation of unlisted shares in commercial office and industrial buildings in Hong Kong**

### **Risk:**

The equity value of property SPCs is primarily determined using fair value of commercial office and industrial buildings held through these SPCs. The macroeconomic forces and geopolitical conditions of countries where these properties are located are factors that affect their fair values.

The Group engages external valuers to appraise the fair value of the properties using the market comparison approach which considers recent market transactions of comparable properties in similar vicinity.

### **Our response:**

- We evaluated the qualification and competence of external valuers and made inquiries with external valuers to understand their valuation technique and the assumptions applied.
- We reviewed the appropriateness of valuation technique and key assumptions used by external valuers to arrive at the expected range of selling prices by type and floor of individual property units; and also examined the adjustment factors applied to these property units, where relevant.
- We evaluated the selling patterns of properties recorded by the SPCs and current sale information of comparable properties within the same vicinity.

### **Our findings:**

The external valuers are members of generally-recognised professional bodies for valuers and have considered their own independence in carrying out the work. The valuation technique applied is aligned with acceptable market practices.

We found the individual property valuations adopted by Management to derive the fair values of the SPCs to be within acceptable range of market data.

### *Other matter*

The consolidated financial statements of the Group and statements of financial position and changes in equity of the Company for the year ended 31 December 2022 were audited by another firm of Public and Chartered Accountants who expressed an unmodified opinion on those statements on 16 March 2023.

### *Other information*

Management is responsible for the other information contained in the annual report. Other information is defined as all information in the annual report other than the financial statements and our auditors' report thereon.

We have obtained all other information prior to the date of this auditors' report.

Our opinion on the financial statements does not cover the other information and we do not express any form of assurance conclusion thereon.

In connection with our audit of the financial statements, our responsibility is to read the other information and, in doing so, consider whether the other information is materially inconsistent with the financial statements or our knowledge obtained in the audit or otherwise appears to be materially misstated. If, based on the work we have performed, we conclude that there is a material misstatement of this other information, we are required to report that fact. We have nothing to report in this regard.

# INDEPENDENT AUDITORS' REPORT

## *Responsibilities of management and directors for the financial statements*

Management is responsible for the preparation of financial statements that give a true and fair view in accordance with the provisions of the Act, SFRS(I)s and IFRSs, and for devising and maintaining a system of internal accounting controls sufficient to provide a reasonable assurance that assets are safeguarded against loss from unauthorised use or disposition; and transactions are properly authorised and that they are recorded as necessary to permit the preparation of true and fair financial statements and to maintain accountability of assets.

In preparing the consolidated financial statements, management is responsible for assessing the Group's ability to continue as a going concern, disclosing, as applicable, matters related to going concern and using the going concern basis of accounting unless management either intends to liquidate the Group or to cease operations, or has no realistic alternative but to do so.

The directors' responsibilities include overseeing the Group's financial reporting process.

## *Auditors' responsibilities for the audit of the financial statements*

Our objectives are to obtain reasonable assurance about whether the financial statements as a whole are free from material misstatement, whether due to fraud or error, and to issue an auditors' report that includes our opinion. Reasonable assurance is a high level of assurance, but is not a guarantee that an audit conducted in accordance with SSAs will always detect a material misstatement when it exists. Misstatements can arise from fraud or error and are considered material if, individually or in the aggregate, they could reasonably be expected to influence the economic decisions of users taken on the basis of these financial statements.

As part of an audit in accordance with SSAs, we exercise professional judgement and maintain professional scepticism throughout the audit. We also:

- Identify and assess the risks of material misstatement of the financial statements, whether due to fraud or error, design and perform audit procedures responsive to those risks, and obtain audit evidence that is sufficient and appropriate to provide a basis for our opinion. The risk of not detecting a material misstatement resulting from fraud is higher than for one resulting from error, as fraud may involve collusion, forgery, intentional omissions, misrepresentations, or the override of internal controls.
- Obtain an understanding of internal controls relevant to the audit in order to design audit procedures that are appropriate in the circumstances, but not for the purpose of expressing an opinion on the effectiveness of the Group's internal controls.
- Evaluate the appropriateness of accounting policies used and the reasonableness of accounting estimates and related disclosures made by management.
- Conclude on the appropriateness of management's use of the going concern basis of accounting and, based on the audit evidence obtained, whether a material uncertainty exists related to events or conditions that may cast significant doubt on the Group's ability to continue as a going concern. If we conclude that a material uncertainty exists, we are required to draw attention in our auditors' report to the related disclosures in the financial statements or, if such disclosures are inadequate, to modify our opinion. Our conclusions are based on the audit evidence obtained up to the date of our auditors' report. However, future events or conditions may cause the Group to cease to continue as a going concern.
- Evaluate the overall presentation, structure and content of the financial statements, including the disclosures, and whether the financial statements represent the underlying transactions and events in a manner that achieves fair presentation.
- Obtain sufficient appropriate audit evidence regarding the financial information of the entities or business activities within the Group to express an opinion on the consolidated financial statements. We are responsible for the direction, supervision and performance of the group audit. We remain solely responsible for our audit opinion.



# INDEPENDENT AUDITORS' REPORT

## *Auditors' responsibilities for the audit of the financial statements (cont'd)*

We communicate with the directors regarding, among other matters, the planned scope and timing of the audit and significant audit findings, including any significant deficiencies in internal controls that we identify during our audit.

We also provide the directors with a statement that we have complied with relevant ethical requirements regarding independence, and communicate with them all relationships and other matters that may reasonably be thought to bear on our independence, and where applicable, related safeguards.

From the matters communicated with the directors, we determine those matters that were of most significance in the audit of the financial statements of the current period and are therefore the key audit matters. We describe these matters in our auditors' report unless the law or regulations preclude public disclosure about the matter or when, in extremely rare circumstances, we determine that a matter should not be communicated in our report because the adverse consequences of doing so would reasonably be expected to outweigh the public interest benefits of such communication.

## **Report on other legal and regulatory requirements**

In our opinion, the accounting and other records required by the Act to be kept by the Company and by those subsidiary corporations incorporated in Singapore of which we are the auditors have been properly kept in accordance with the provisions of the Act.

The engagement partner on the audit resulting in this independent auditors' report is Kenny Tan Choon Wah.

## **KPMG LLP**

*Public Accountants and  
Chartered Accountants*

Singapore  
15 March 2024

# STATEMENTS OF FINANCIAL POSITIONS

As at 31 December 2023

	Notes	Group		Company	
		2023	2022	2023	2022
		US\$'000	US\$'000	US\$'000	US\$'000
<b>ASSETS</b>					
Non-current assets					
Investment properties	5	9,135	11,816	-	-
Investments	6	33,487	32,535	-	-
Investment in subsidiary	25	-	-	113,022	113,022
Investment in associate		85	85	-	-
Property, plant and equipment	7	112,867	130,111	-	1
Right-of-use assets	27(a)	420	1,080	121	251
Rental deposits		171	202	-	-
Deferred tax assets	21(b)	189	260	-	-
<b>Total non-current assets</b>		<b>156,354</b>	<b>176,089</b>	<b>113,143</b>	<b>113,274</b>
Current assets					
Investments	6	4,311	695	-	-
Properties under development for sale	8	-	6,009	-	-
Derivative financial instruments	9	-	66	-	-
Accounts receivables	10	1,008	596	-	-
Amounts due from subsidiary	25(b)	-	-	2,950	7,060
Prepayments, deposits and other receivables		2,915	6,062	62	53
Tax recoverable		99	69	-	-
Asset held for sale	11	8,683	-	-	-
Cash and bank balances	12	38,260	47,069	347	129
<b>Total current assets</b>		<b>55,276</b>	<b>60,566</b>	<b>3,359</b>	<b>7,242</b>
<b>Total assets</b>		<b>211,630</b>	<b>236,655</b>	<b>116,502</b>	<b>120,516</b>

# STATEMENTS OF FINANCIAL POSITIONS

As at 31 December 2023

	Notes	Group		Company	
		2023	2022	2023	2022
		US\$'000	US\$'000	US\$'000	US\$'000
<b>EQUITY</b>					
Equity attributable to owners of the parent					
Share capital	13	113,174	113,174	113,174	113,174
Retained earnings		41,822	42,811	1,341	4,934
Hedging reserve	24(a)	-	42	-	-
Translation reserve	24(b)	(3,816)	(2,528)	-	-
Capital reserve	24(c)	(2,819)	(2,833)	-	-
<b>Total equity attributable to owners of the parent</b>		148,361	150,666	114,515	118,108
Non-controlling interests		530	505	-	-
<b>Total equity</b>		148,891	151,171	114,515	118,108
<b>LIABILITIES</b>					
Non-current liabilities					
Borrowings	14	46,583	41,551	-	-
Lease liabilities	27(b)	39	504	-	125
Deferred tax liabilities	21(b)	525	576	-	-
Amount due to subsidiary	25(b)	-	-	1,000	1,000
<b>Total non-current liabilities</b>		47,147	42,631	1,000	1,125
Current liabilities					
Borrowings	14	9,021	31,161	-	-
Lease liabilities	27(b)	462	599	129	134
Due to Tokumei Kumiai investors		205	911	-	-
Derivative financial instruments	9	-	56	-	-
Accounts payables	15	639	419	-	-
Amounts due to subsidiary	25(b)	-	-	34	19
Other payables and accruals		4,473	8,949	370	703
Income tax payable		792	758	454	427
<b>Total current liabilities</b>		15,592	42,853	987	1,283
<b>Total liabilities</b>		62,739	85,484	1,987	2,408
<b>Total equity and liabilities</b>		211,630	236,655	116,502	120,516

# CONSOLIDATED STATEMENT OF PROFIT OR LOSS

For the financial year ended 31 December 2023

	Notes	Group	
		2023 US\$'000	2022 US\$'000
Charter income		37,812	65,279
Fee income	16	4,669	6,596
Sale of properties under development	16	12,130	8,658
Investment returns	17	2,618	4,712
Interest income	18	586	208
Other income		219	683
<b>Total income</b>		<b>58,034</b>	<b>86,136</b>
Employee benefits expenses	19	(6,686)	(10,600)
Amortisation and depreciation	7	(10,827)	(9,891)
Depreciation of right-of-use assets	27(a)	(651)	(1,470)
Vessel operating expenses		(18,566)	(22,579)
Costs of properties under development sold		(10,728)	(7,062)
Gain on disposal of property, plant and equipment		2,343	-
Reversal of previously recognised impairment loss of property, plant and equipment		1,150	-
Net foreign exchange (loss)/gain		(39)	1,535
Other expenses	20	(3,519)	(3,541)
<b>Total operating expenses</b>		<b>(47,523)</b>	<b>(53,608)</b>
<b>Operating profit</b>		<b>10,511</b>	<b>32,528</b>
Finance costs – interest expense	18	(3,606)	(2,641)
Finance costs – lease interest	18	(14)	(104)
Finance costs – others		(112)	(186)
Share of results of associate		2	(23)
Allocation to Tokumei Kumiai <sup>(1)</sup> investors		(557)	(646)
<b>Profit before tax</b>		<b>6,224</b>	<b>28,928</b>
Income tax expense	21(a)	(1,161)	(1,039)
<b>Profit for the year</b>		<b>5,063</b>	<b>27,889</b>
Attributable to:			
Owners of the parent		5,007	27,783
Non-controlling interests		56	106
		<b>5,063</b>	<b>27,889</b>
<b>Earnings per share attributable to owners of the parent (US cents per share):</b>		<b>2023</b>	<b>2022</b>
- Basic and diluted	23	<b>6.37</b>	<b>35.35</b>

<sup>1</sup> Tokumei Kumiai ("TK") refers to a form of silent partnership structure used in Japan. Allocation to TK investors refers to share of profit and loss attributable to other TK investors of the TK structure.



# CONSOLIDATED STATEMENT OF COMPREHENSIVE INCOME

For the financial year ended 31 December 2023

	<b>Group</b>	
	<b>2023</b>	<b>2022</b>
	US\$'000	US\$'000
<b>Profit for the year</b>	5,063	27,889
Other comprehensive income for the year, net of tax:		
Items that may be reclassified subsequently to profit or loss:		
Exchange differences on translation of foreign operations	(1,270)	(3,336)
Net movement on cash flow hedges	(42)	520
Other comprehensive income for the year, net of tax	(1,312)	(2,816)
<b>Total comprehensive income for the year, net of tax</b>	<u>3,751</u>	<u>25,073</u>
Attributable to:		
Owners of the parent	3,677	25,008
Non-controlling interests	74	65
	<u>3,751</u>	<u>25,073</u>

# STATEMENTS OF CHANGES IN EQUITY

For the financial year ended 31 December 2023

Group	Attributable to the owners of the parent							Non-controlling interests	Total equity
	Share capital	Retained earnings	Hedging reserve	Translation reserve	Capital reserve	Total	US\$'000		
Notes	US\$'000	US\$'000	US\$'000	US\$'000	US\$'000	US\$'000	US\$'000	US\$'000	
At 1 January 2022	113,174	21,525	(478)	767	(2,854)	132,134	440	132,574	
Profit for the year	-	27,783	-	-	-	27,783	106	27,889	
Other comprehensive income for the year	-	-	520	(3,295)	-	(2,775)	(41)	(2,816)	
Total comprehensive income for the year	-	27,783	520	(3,295)	-	25,008	65	25,073	
Distributions to owners:									
Final and special dividends in respect of 2021	22	(2,828)	-	-	-	(2,828)	-	(2,828)	
Interim dividend in respect of 2022	22	(3,648)	-	-	-	(3,648)	-	(3,648)	
Transfer to capital reserve		(21)	-	-	21	-	-	-	
At 31 December 2022 and 1 January 2023	113,174	42,811	42	(2,528)	(2,833)	150,666	505	151,171	
Profit for the year	-	5,007	-	-	-	5,007	56	5,063	
Other comprehensive income for the year	-	-	(42)	(1,288)	-	(1,330)	18	(1,312)	
Total comprehensive income for the year	-	5,007	(42)	(1,288)	-	3,677	74	3,751	
Distributions to owners:									
Final and special dividends in respect of 2022	22	(4,702)	-	-	-	(4,702)	-	(4,702)	
Interim dividend in respect of 2023	22	(1,280)	-	-	-	(1,280)	-	(1,280)	
Transfer to capital reserve		(14)	-	-	14	-	-	-	
Distributions to non-controlling interests		-	-	-	-	-	(49)	(49)	
At 31 December 2023	113,174	41,822	-	(3,816)	(2,819)	148,361	530	148,891	

# STATEMENTS OF CHANGES IN EQUITY

For the financial year ended 31 December 2023

<b>Company</b>	<b>Note</b>	<b>Share capital</b>	<b>Retained earnings</b>	<b>Total equity</b>
		US\$'000	US\$'000	US\$'000
At 1 January 2022		113,174	3,001	116,175
Profit for the year, representing total comprehensive income for the year		–	8,409	8,409
Distribution to owners:				
Final and special dividends in respect of 2021	22	–	(2,828)	(2,828)
Interim dividend in respect of 2022	22	–	(3,648)	(3,648)
At 31 December 2022 and at 1 January 2023		113,174	4,934	118,108
Profit for the year, representing total comprehensive income for the year		–	2,389	2,389
Distribution to owners:				
Final and special dividends in respect of 2022	22	–	(4,702)	(4,702)
Interim dividend in respect of 2023	22	–	(1,280)	(1,280)
At 31 December 2023		<u>113,174</u>	<u>1,341</u>	<u>114,515</u>

# CONSOLIDATED STATEMENT OF CASH FLOWS

For the financial year ended 31 December 2023

	Notes	Group	
		2023 US\$'000	2022 US\$'000
<b>Cash flows from operating activities</b>			
Profit before tax		6,224	28,928
Adjustments for:			
Investment returns	17	(2,618)	(4,712)
Amortisation and depreciation	7	10,827	9,891
Depreciation of right-of-use assets	27(a)	651	1,470
Write-off of property, plant and equipment	7	–	43
Gain on disposal of property, plant and equipment		(2,343)	–
Reversal of previously recognised impairment loss of property, plant and equipment	7	(1,150)	–
Net foreign exchange loss/(gain)		39	(1,535)
Interest income	18	(586)	(208)
Finance costs – interest expense	18	3,606	2,641
Finance costs – lease interest	18	14	104
Finance costs – others		112	186
Share of results of associates		(2)	23
Allocation to Tokumei Kumiai investors		557	646
<b>Operating cash flows before changes in working capital</b>		<b>15,331</b>	<b>37,477</b>
Changes in working capital:			
Net change in properties under development for sale		5,646	(2,331)
Net change in accounts receivable		(425)	(95)
Net change in prepayments, deposits and other receivables		3,144	(2,072)
Net change in accounts payable		244	206
Net change in other payables and accruals		(4,364)	2,424
<b>Cash flows generated from operations</b>		<b>19,576</b>	<b>35,609</b>
Interest received on bank balances		536	177
Tax paid		(1,122)	(862)
<b>Net cash flows generated from operating activities</b>		<b>18,990</b>	<b>34,924</b>



# CONSOLIDATED STATEMENT OF CASH FLOWS

For the financial year ended 31 December 2023

	Notes	Group	
		2023 US\$'000	2022 US\$'000
<b>Cash flows from investing activities</b>			
Purchase of investment properties		(1,493)	(337)
Capital contribution to investments		(7,785)	(3,161)
Proceeds from sale of investment property		4,429	–
Proceeds from redemption/sale of investments		2,933	6,458
Deconsolidation of consolidated entities	26	(8)	(27)
Deposits paid for small residential projects		–	(4)
Purchase of property, plant and equipment	7	(6,368)	(3,810)
Proceeds from disposal of property, plant and equipment		7,522	–
Contribution from Tokumei Kumiai investors		505	763
Redemption from Tokumei Kumiai investors		(1,714)	(1,587)
Interest received from loans and finance lease		1	13
Investment income received		1,199	–
Property rental income received		630	584
<b>Net cash flows used in investing activities</b>		<b>(149)</b>	<b>(1,108)</b>
<b>Cash flows from financing activities</b>			
Proceeds from borrowings	14	31,756	8,275
Repayment of borrowings	14	(47,837)	(16,875)
Interests and other finance costs paid on borrowings	14	(3,892)	(2,729)
Lease principal paid	27(b)	(591)	(3,597)
Lease interest paid	27(b)	(14)	(103)
Dividends paid	22	(5,982)	(6,476)
Distributions to non-controlling interests		(49)	–
<b>Net cash flows used in financing activities</b>		<b>(26,609)</b>	<b>(21,505)</b>
<b>Net (decrease)/increase in cash and cash equivalents</b>		<b>(7,768)</b>	<b>12,311</b>
<b>Movements in cash and cash equivalents:</b>			
Cash and cash equivalents at beginning of the year		47,069	36,732
Net (decrease)/increase in cash and cash equivalents		(7,768)	12,311
Effects of foreign exchange rate changes, net		(1,041)	(1,974)
<b>Cash and cash equivalents at end of the year</b>	12	<b>38,260</b>	<b>47,069</b>

# NOTES TO THE CONSOLIDATED FINANCIAL STATEMENTS

For the financial year ended 31 December 2023

## 1. Corporate information

Uni-Asia Group Limited (the “Company”) is a limited liability company incorporated in Singapore on 12 January 2017 and its shares are listed on the Singapore Exchange.

The registered office and principal place of business of the Company is located at 30 Cecil Street #10-06/07, Prudential Tower, Singapore 049712.

The principal activities of Company and its subsidiaries (collectively, the “Group”) are finance arrangement services, investments and investment management of alternative assets including shipping and real estates in Japan, Hong Kong and China.

## 2. Summary of material accounting policies

### 2.1 Basis of preparation

The consolidated financial statements of the Group and the statements of financial position and changes in equity of the Company have been prepared in accordance with International Financial Reporting Standards (“IFRSs”) issued by the International Accounting Standards Board (“IASB”) and Singapore Financial Reporting Standards (International) (“SFRS(I)s”) issued by the Singapore Accounting Standards Council (“ASC”).

The financial statements have been prepared on the historical cost basis, except as otherwise disclosed in the accounting policies below.

The financial statements are presented in United States dollars (“USD” or “US\$”) and all values are rounded to the nearest thousand (“US\$’000”), except when otherwise indicated.

#### *Basis of consolidation*

The consolidated financial statements include the financial statements of the Company and its subsidiaries as at the end of the reporting period. The financial statements of its subsidiaries are prepared for the same reporting date as the Company. Consistent accounting policies are applied to like transactions and events in similar circumstances.

All intra-group balances, income and expenses, and unrealised gains and losses resulting from intra-group transactions and dividends are eliminated on consolidation in full. Subsidiaries are consolidated from the date of acquisition, being the date on which the Group obtains control, and continue to be consolidated until the date that such control ceases.

Losses within a subsidiary are attributed to the non-controlling interest even if that results in a deficit balance.

A change in the ownership interest of a subsidiary, without a loss of control, is accounted for as an equity transaction.

If the Group loses control over a subsidiary, it derecognises the related assets (including goodwill), liabilities, non-controlling interest and other components of equity, while any resultant gain or loss is recognised in profit or loss. Any investment retained is recognised at fair value.

# NOTES TO THE CONSOLIDATED FINANCIAL STATEMENTS

For the financial year ended 31 December 2023

## 2. Summary of material accounting policies (cont'd)

### 2.2 New accounting standards and amendments

#### ***New standards, amendments to published standards and interpretations, effective in 2023***

The Group has applied the following SFRS(I)s/IFRSs, amendments to and interpretations of SFRS(I)/IFRS for the first time for the annual period beginning on 1 January 2023:

- SFRS(I) 17/IFRS 17: *Insurance Contracts*
- Amendments to SFRS(I) 1-1/IAS 1 and SFRS(I)/IFRS Practice Statement 2: *Disclosure of Accounting Policies*
- Amendments to SFRS(I) 1-8/IAS 8: *Definition of Accounting Estimates*
- Amendments to SFRS(I) 1-12/IAS 12: *Deferred Tax Related to Assets and Liabilities Arising from a Single Transaction*
- Amendments to SFRS(I) 1-12/IAS 12: *International Tax Reform – Pillar Two Model Rules*

The adoption of these new standards, amendments, and interpretations to published standards does not have a material impact on the financial statements other than *Disclosure of Accounting Policies* (Amendments to SFRS(I) 1-1/IAS 1 and SFRS(I)/IFRS Practice Statement 2).

#### Material accounting policy information

The Group adopted *Disclosure of Accounting Policies* (Amendments to SFRS(I) 1-1/IAS 1 and SFRS(I)/IFRS Practice Statement 2) from 1 January 2023. Although the amendments did not result in any changes to the accounting policies themselves, they impacted the accounting policy information disclosed in the financial statements.

The amendments require the disclosure of “material”, rather than “significant”, accounting policies. The amendments also provide guidance on the application of materiality to disclose accounting policies and assist entities to provide useful, entity-specific accounting policy information that users need to understand the financial statements.

Management reviewed the accounting policies and made updates to the information disclosed in Note 2 in certain instances in line with the amendments.

#### ***Standards issued but not yet effective***

A number of new accounting standards and amendments to standards are effective for annual period beginning after 1 January 2023 and earlier application is permitted. However, the Group has not early adopted the new or amended accounting standards in preparing these financial statements.

- Amendments to SFRS(I) 16/IFRS 16 *Lease Liability in a Sale and Leaseback*
- Amendments to SFRS(I) 1-1/IAS 1 *Classification of Liabilities as Current or Non-Current and Non-Current Liabilities with Covenants*
- Amendments to SFRS(I) 1-7/IAS 7 and SFRS(I) 7/IFRS 7 *Supplier Finance Arrangements*
- Amendments to SFRS(I) 1-21/IAS 21 *Lack of Exchangeability*
- Amendments to SFRS(I) 10/IFRS 10 and SFRS(I) 1-28/IAS 28 *Sale or Contribution of Assets between an Investor and its Associate or Joint Venture*

The Group does not expect the adoption of new standards to have a material effect on the financial statements.

# NOTES TO THE CONSOLIDATED FINANCIAL STATEMENTS

For the financial year ended 31 December 2023

## 2. Summary of material accounting policies (cont'd)

### 2.3 Subsidiaries

A subsidiary is an investee that is controlled by the Group. The Group controls an investee when it is exposed, or has rights, to variable returns from its involvement with the investee and has the ability to affect those returns through its power over the investee. The existence and effect of potential voting rights that are currently exercisable or convertible are considered when assessing whether the Group controls another entity.

Losses applicable to the non-controlling interests (“NCI”) in a subsidiary are allocated to the NCI even if doing so causes the NCI to have a deficit balance.

In the Company’s statement of financial position, investments in subsidiaries are accounted for at cost less impairment losses.

### 2.4 Joint ventures

A joint venture is a type of joint arrangement whereby the parties that have joint control of the arrangement have rights to the net assets of the joint venture. Joint control is the contractually agreed sharing of control of an arrangement, which exists only when decisions about the relevant activities require the unanimous consent of the parties sharing control.

The Group has elected to apply the measurement exception where investments held by venture capital or similar entities are designated, upon initial recognition, as a fair value through profit or loss and are accounted for in accordance with SFRS(I) 9/IFRS 9 *Financial Instruments: Recognition and Measurement* (“SFRS(I) 9/IFRS 9”). The accounting policy is set out in Note 2.16 financial assets.

### 2.5 Associates

An associate is an entity over which the Group has significant influence. Significant influence is the power to participate in the financial and operating policy decisions of the investee, but is not the control or joint control over those policies.

The Group has elected to apply the measurement exception where investments held by venture capital or similar entities are designated, upon initial recognition, as a fair value through profit or loss and are accounted for in accordance with SFRS(I) 9/IFRS 9. The accounting policy is set out in Note 2.16 financial assets.

### 2.6 Fair value measurement

The Group measures financial instruments such as derivatives, and non-financial assets such as investment properties, at fair value at each balance sheet date.

Fair value is the price that would be received to sell an asset or paid to transfer a liability in an orderly transaction between market participants at the measurement date. The fair value measurement is based on the presumption that the transaction to sell the asset or transfer the liability takes place either:

- In the principal market for the asset or liability; or
- In the absence of a principal market, in the most advantageous market for the asset or liability

The principal or the most advantageous market must be accessible by the Group.

The fair value of an asset or a liability is measured using the assumptions that market participants would use when pricing the asset or liability, assuming that market participants act in their economic best interest.



# NOTES TO THE CONSOLIDATED FINANCIAL STATEMENTS

For the financial year ended 31 December 2023

## 2. Summary of material accounting policies (cont'd)

### 2.6 Fair value measurement (cont'd)

A fair value measurement of a non-financial asset takes into account a market participant's ability to generate economic benefits by using the asset in its highest and best use or by selling it to another market participant that would use the asset in its highest and best use.

The Group uses valuation techniques that are appropriate in the circumstances and for which sufficient data are available to measure fair value, maximising the use of relevant observable inputs and minimising the use of unobservable inputs.

All assets and liabilities for which fair value is measured or disclosed in the financial statements are categorised within the fair value hierarchy, described as follows, based on the lowest level input that is significant to the fair value measurement as a whole:

- Level 1 - Quoted (unadjusted) market prices in active markets for identical assets or liabilities;
- Level 2 - Valuation techniques for which the lowest level input that is significant to the fair value measurement is directly or indirectly observable; and
- Level 3 - Valuation techniques for which the lowest level input that is significant to the fair value measurement is unobservable (with Level 3 being the lowest).

For assets and liabilities that are recognised in the financial statements at fair value on a recurring basis, the Group determines whether transfers have occurred between levels in the hierarchy by re-assessing categorisation (based on the lowest level input that is significant to the fair value measurement as a whole) at the end of each reporting period.

#### *Determination of fair value*

Fair value for unlisted shares is estimated by the management. In determining fair value, the management makes use of market-based information and fair valuation models such as discounted cash flow models or residual method. In many instances the management also relies on financial data of investees and on estimates provided by the management of the investee companies as to the effect of future developments.

Although management uses their best judgement in estimating the fair value of investments, there are inherent limitations in any estimation techniques. Future confirming events will also affect the estimates of fair value and the effect of such events on the estimates of fair value, including the ultimate liquidation of investments, could be material to these consolidated financial statements.

### 2.7 Revenue

Revenue is measured based on the consideration to which the Group expects to be entitled in exchange for transferring promised goods or services to a customer, excluding amounts collected on behalf of third parties.

Revenue is recognised when the Group satisfies a performance obligation by transferring a promised good or service to the customer, which is when the customer obtains control of the good or service. A performance obligation may be satisfied at a point in time or over time. The amount of revenue recognised is the amount allocated to the satisfied performance obligation.

# NOTES TO THE CONSOLIDATED FINANCIAL STATEMENTS

For the financial year ended 31 December 2023

## 2. Summary of material accounting policies (cont'd)

### 2.7 Revenue (cont'd)

#### Fee income

Fee income comprises arrangement fee, agency fee, brokerage commission, project management fees, technical/commercial management fee, asset management fee, administration fee, incentive fee and etc. Fee income is recognised at point in time based on contract price.

Arrangement fee is recognised when the performance obligations associated with the transaction or service are completed.

Agency fee and brokerage commission are recognised when pre-agreed duties and functions of acting as an agent have been rendered.

Project management fee, technical/commercial management fee, asset management fee, administration fee, incentive fee are recognised when pre-agreed terms and services have been rendered.

#### Sale of properties under development

The Group develops and sells development properties after completion of construction of the properties. Revenue is recognised only when the completed residential project is delivered to the customers and the customers have accepted it in accordance with the sales contract.

For costs incurred in fulfilling the contract, the Group will capitalise these as property under development for sale only if (a) these costs relate directly to a contract or an anticipated contract which the Group can specifically identify; (b) these costs generate or enhance resources of the Group that will be used in satisfying (or in continuing to satisfy) performance obligations in the future; and (c) these costs are expected to be recovered. Otherwise, such costs are recognised as an expense immediately.

#### Charter income

Revenue from time charters, accounted for as operating leases, is recognised rateably over the charter periods of such charters, as services are performed.

#### Property rental income

Rental income received and receivable under operating lease is recognised on a straight-line basis over the term of the lease.

### 2.8 Business combination and goodwill

Business combinations are accounted for using the acquisition method. The cost of an acquisition is measured as the aggregate of the consideration transferred, which is measured at the acquisition date fair value, and the amount of any non-controlling interests in the acquiree. For each business combination, the Group elects whether to measure the non-controlling interests in the acquiree at fair value or at the proportionate share of the acquiree's identifiable net assets. Acquisition costs are expensed as incurred and included in administrative expenses.

The Group has an option to apply a "concentration test" that permits a simplified assessment of whether an acquired set of activities and assets is not a business. The optional concentration test is met if substantially all of the fair value of the gross assets acquired is concentrated in a single identifiable asset or group of similar identifiable assets.

# NOTES TO THE CONSOLIDATED FINANCIAL STATEMENTS

For the financial year ended 31 December 2023

## 2. Summary of material accounting policies (cont'd)

### 2.8 Business combination and goodwill (cont'd)

When the Group acquires a business, it assesses the financial assets and liabilities assumed for appropriate classification and designation in accordance with the contractual terms, economic circumstances and pertinent conditions as at the acquisition date. This includes the separation of embedded derivatives in host contracts by the acquiree.

Any contingent consideration to be transferred by the acquirer will be recognised at fair value at the acquisition date. Contingent consideration classified as equity is not remeasured and its subsequent settlement is accounted for within equity. Contingent consideration classified as an asset or liability that is a financial instrument and within the scope of SFRS(I) 9/IFRS 9 *Financial Instruments*, is measured at fair value with the changes in fair value recognised in the statement of profit or loss in accordance with SFRS(I) 9/IFRS 9. Other contingent consideration that is not within the scope of SFRS(I) 9/IFRS 9 is measured at fair value at each reporting date with changes in fair value recognised in profit or loss.

Goodwill is initially measured at cost (being the excess of the aggregate of the consideration transferred, the amount recognised for non-controlling interests and any fair value of the Group's previously held equity interests in the acquiree over the identifiable net assets acquired and liabilities assumed). If the fair value of the net assets acquired is in excess of the aggregate consideration transferred, the Group re-assesses whether it has correctly identified all of the assets acquired and all of the liabilities assumed and reviews the procedures used to measure the amounts to be recognised at the acquisition date. If the reassessment still results in an excess of the fair value of net assets acquired over the aggregate consideration transferred, then a negative goodwill is recognised in profit or loss.

After initial recognition, goodwill is measured at cost less any accumulated impairment losses. For the purpose of impairment testing, goodwill acquired in a business combination is, from the acquisition date, allocated to each of the Group's cash-generating units that are expected to benefit from the combination, irrespective of whether other assets or liabilities of the acquiree are assigned to those units.

Impairment is determined by assessing the recoverable amount of the cash-generating unit (group of cash-generating units) to which the goodwill relates. Where the recoverable amount of the cash-generating unit (group of cash-generating units) is less than the carrying amount, an impairment loss is recognised. An impairment loss recognised for goodwill is not reversed in subsequent periods.

Where goodwill has been allocated to a cash-generating unit (group of cash-generating units) and part of the operation within that unit is disposed of, the goodwill associated with the disposed operation is included in the carrying amount of the operation when determining the gain or loss on disposal. Goodwill disposed in these circumstances is measured based on the relative values of the disposed operation and the portion of the cash-generating unit retained.

### 2.9 Transactions with non-controlling interests

Non-controlling interest represents the equity in subsidiaries not attributable, directly or indirectly, to owners of the Company.

Changes in the Company's ownership interest in a subsidiary that do not result in a loss of control are accounted for as equity transactions. In such circumstances, the carrying amounts of the controlling and non-controlling interests are adjusted to reflect the changes in their relative interests in the subsidiary. Any difference between the amount by which the non-controlling interest is adjusted and the fair value of the consideration paid or received is recognised directly in equity and attributed to owners of the Company.

# NOTES TO THE CONSOLIDATED FINANCIAL STATEMENTS

For the financial year ended 31 December 2023

## 2. Summary of material accounting policies (cont'd)

### 2.10 Impairment of non-financial assets

The Group assesses, at each reporting date, whether there is an indication that an asset, except for investment properties and deferred tax assets may be impaired. If any indication exists, or when an annual impairment testing for an asset is required, the Group estimates the asset's recoverable amount.

An asset's recoverable amount is the higher of the asset's or cash-generating unit's value in use and its fair value less costs of disposal, and is determined for an individual asset, unless the asset does not generate cash inflows that are largely independent of those from other assets or groups of assets, in which case the recoverable amount is determined for the cash-generating unit to which the asset belongs.

Where the carrying amount of an asset or cash-generating unit exceeds its recoverable amount, the asset is considered impaired and is written down to its recoverable amount. In assessing value in use, the estimated future cash flows are discounted to their present value using a pre-tax discount rate that reflects current market assessments of the time value of money and the risks specific to the asset. An impairment loss is charged to profit or loss in the period in which it arises.

For assets excluding goodwill, an assessment is made at each reporting date to determine whether there is an indication that previously recognised impairment losses no longer exist or have decreased. If such indication exists, the Group estimates the asset's or cash-generating unit's recoverable amount.

A previously recognised impairment loss is reversed only if there has been a change in the assumptions used to determine the asset's recoverable amount since the last impairment loss was recognised. If that is the case, the carrying amount of the asset is increased to its recoverable amount. That increase cannot exceed the carrying amount that would have been determined, net of depreciation, had no impairment loss been recognised previously. Such reversal is recognised in profit or loss unless the asset is measured at revalued amount, in which case the reversal is treated as a revaluation increase. Impairment losses relating to goodwill cannot be reversed in future periods.

### 2.11 Property, plant and equipment

All items of property, plant and equipment are initially recorded at cost. The cost includes expenditure that is directly attributable to the acquisition of the items. Vessel repairs and surveys costs are charged as expenses as they are incurred.

Subsequent to recognition, property, plant and equipment other than freehold land and buildings are measured at cost less accumulated depreciation and any accumulated impairment losses. An impairment loss is recognised for the amount by which the carrying amount exceeds its recoverable amount. The recoverable amount is the higher of the fair value less costs of disposal and value in use.

Depreciation is recognised as an expense in profit or loss on a straight-line basis over the estimated useful lives of each component of an item of property, plant and equipment, unless it is included in the carrying amount of another asset. Freehold land has unlimited useful life and therefore is not depreciated. Leasehold improvements are depreciated over the remaining period of the lease.

The estimated useful lives for the current and comparative years are as follows:

- Leasehold improvements 29 years
- Vessels 20 years
- Office equipment, furniture and fixtures 3 – 4 years



# NOTES TO THE CONSOLIDATED FINANCIAL STATEMENTS

For the financial year ended 31 December 2023

## 2. Summary of material accounting policies (cont'd)

### 2.11 Property, plant and equipment (cont'd)

An element of the cost of the vessel is attributed at acquisition to its service potential reflecting its maintained condition. This cost is depreciated over the period to the next dry-docking. Costs incurred on subsequent dry-docking of vessel are capitalised and depreciated on a straight-line basis over the estimated period until the next dry-docking. Gain or loss on disposals are determined by comparing proceeds with carrying amount and are included in profit or loss.

An item of property, plant and equipment and any significant part initially recognised is derecognised upon disposal or when no future economic benefits are expected from its use or disposal. Any gain or loss arising on derecognition of the asset (calculated as the difference between the net disposal proceeds and the carrying amount of the asset) is included in profit or loss when the asset is derecognised.

The residual value, useful life and method of depreciation of property, plant and equipment are reviewed at each financial year end and adjusted prospectively, if appropriate.

### 2.12 Investment properties

Investment properties are properties owned by the Group that are held for long-term rental yields and/or for capital appreciation. Investment properties are initially measured at cost and subsequently measured at fair value with any change therein recognised in profit or loss.

Investment properties are subject to renovations or improvements at regular intervals. The cost of major renovations and improvements is capitalised as additions and the carrying amount of the replaced components are written-off to profit or loss. The cost of maintenance, repairs and minor improvements is charged to profit or loss when incurred.

Investment properties are derecognised either when they have been disposed of or when they are permanently withdrawn from use and no future economic benefit is expected from their disposal. The difference between the net disposal proceeds and the carrying amount of the asset is recognised in profit or loss.

### 2.13 Properties under development for sale

Development properties are properties acquired for development or being constructed for sale in the ordinary course of business, rather than to be held for the Group's own use, rental or capital appreciation.

Development properties are held as inventories and are measured at the lower of cost and net realisable value.

Non-refundable commissions paid to sales or marketing agents on the sale of real estate units are capitalised and amortised to profit or loss as the Group expects to recognise the related revenue.

Net realisable value of the development properties is the estimated selling price in the ordinary course of the business, less the estimated costs of completion and the estimated costs necessary to make the sale.

The costs of development properties recognised in profit or loss on sale are determined with reference to the specific costs incurred on the property sold and an allocation of any non-specific costs based on the relative size of the property sold.

Development properties are transferred to properties held for sale upon the completion of construction or development.

# NOTES TO THE CONSOLIDATED FINANCIAL STATEMENTS

For the financial year ended 31 December 2023

## 2. Summary of material accounting policies (cont'd)

### 2.14 Intangible assets (other than goodwill)

Intangible assets acquired separately are measured initially at cost. The cost of intangible assets acquired in a business combination is the fair value as at the date of acquisition. The useful lives of intangible assets are assessed as either finite or indefinite.

Intangible assets with finite useful lives are amortised over the estimated useful lives and assessed for impairment whenever there is an indication that the intangible asset may be impaired. The amortisation period and the amortisation method for an intangible asset with a finite useful life are reviewed at least at each financial year-end. Changes in the expected useful life or the expected pattern of consumption of future economic benefits embodied in the asset is accounted for by changing the amortisation period or method, as appropriate, and are treated as changes in accounting estimates.

Intangible assets with indefinite useful lives or not yet available for use are not amortised, but are tested for impairment annually, or more frequently if the events and circumstances indicate that the carrying value may be impaired either individually or at the cash-generating unit level. The assessment of indefinite life is reviewed annually to determine whether the indefinite life continues to be supportable. If not, the change in useful life from indefinite to finite is made on a prospective basis.

Gains or losses arising from derecognition of an intangible asset are measured as the difference between the net disposal proceeds and the carrying amount of the asset and are recognised in profit or loss when the asset is derecognised.

### 2.15 Cash dividends to equity owners of the parent

The Group recognised a liability to make cash distributions to equity owners of the parent when the distribution is authorised and the distribution is no longer at the discretion of the Group. A distribution is authorised when it is approved by the shareholders.

A corresponding amount is recognised directly in equity.

### 2.16 Financial instruments

#### (i) Recognition and initial measurement

Non-derivative financial assets and financial liabilities

Trade receivables are initially recognised when they are originated. All other financial assets and financial liabilities are initially recognised when the Group becomes a party to the contractual provisions of the instrument.

A financial asset (unless it is a trade receivable without a significant financing component) or financial liability is initially measured at fair value plus or minus, for an item not at fair value through profit or loss ("FVTPL"), transaction costs that are directly attributable to its acquisition or issue. A trade receivable without a significant financing component is initially measured at the transaction price.

# NOTES TO THE CONSOLIDATED FINANCIAL STATEMENTS

For the financial year ended 31 December 2023

## 2. Summary of material accounting policies (cont'd)

### 2.16 Financial instruments (cont'd)

#### (ii) Classification and subsequent measurement

Non-derivative financial assets

On initial recognition, a financial asset is classified as measured at: amortised cost or FVTPL.

Financial assets are not reclassified subsequent to their initial recognition unless the Group changes its business model for managing financial assets, in which case all affected financial assets are reclassified on the first day of the first reporting period following the change in the business model.

*Financial assets at amortised cost*

A financial asset is measured at amortised cost if it meets both of the following conditions and is not designated as at FVTPL:

- it is held within a business model whose objective is to hold assets to collect contractual cash flows; and
- its contractual terms give rise on specified dates to cash flows that are solely payments of principal and interest on the principal amount outstanding.

*Financial assets at FVTPL*

All financial assets not classified as measured at amortised cost or fair value through other comprehensive income ("FVOCI") (e.g. Financial assets held for trading and those that are managed and whose performance is evaluated on a fair value basis) are measured at FVTPL.

*Financial assets: Business model assessment*

The Group makes an assessment of the objective of the business model in which a financial asset is held at portfolio level because this best reflects the way the business is managed and information is provided to management.

Transfers of financial assets to third parties in transactions that do not qualify for derecognition are not considered sales for this purpose, consistent with Group's continuing recognition of the assets.

*Non-derivative financial assets: Assessment whether contractual cash flows are solely payments of principal and interest (SPPI)*

In assessing whether the contractual cash flows are solely payments of principal and interest, the Group considers the contractual terms of the instrument. This includes assessing whether the financial asset contains a contractual term that could change the timing or amount of contractual cash flows such that it would not meet this condition. In making this assessment, the Group considers:

- contingent events that would change the amount or timing of cash flows;
- terms that may adjust the contractual coupon rate, including variable rate features;
- prepayment and extension features; and
- terms that limit the Group's claim to cash flows from specified assets (e.g. non-recourse features).

# NOTES TO THE CONSOLIDATED FINANCIAL STATEMENTS

For the financial year ended 31 December 2023

## 2. Summary of material accounting policies (cont'd)

### 2.16 Financial instruments (cont'd)

#### (ii) Classification and subsequent measurement (cont'd)

Non-derivative financial assets (cont'd)

*Non-derivative financial assets: Assessment whether contractual cash flows are solely payments of principal and interest (SPPI) (cont'd)*

A prepayment feature is consistent with the solely payments of principal and interest criterion if the prepayment amount substantially represents unpaid amounts of principal and interest on the principal amount outstanding, which may include reasonable additional compensation for early termination of the contract. Additionally, for a financial asset acquired at a significant discount or premium to its contractual par amount, a feature that permits or requires prepayment at an amount that substantially represents the contractual par amount plus accrued (but unpaid) contractual interest (which may also include reasonable additional compensation for early termination) is treated as consistent with this criterion if the fair value of the prepayment feature is insignificant at initial recognition. The Group had no financial assets held outside trading business models that failed the SPPI assessment.

#### **Non-derivative financial assets: Subsequent measurement and gains and losses**

*Financial assets at FVTPL*

These assets are subsequently measured at fair value. Net gains and losses, including any interest or dividend income, are recognised in profit or loss.

*Financial assets at amortised cost*

These assets are subsequently measured at amortised cost using the effective interest method. The amortised cost is reduced by impairment losses. Interest income, foreign exchange gains and losses and impairment are recognised in profit or loss. Any gain or loss on derecognition is recognised in profit or loss.

#### **Non-derivative financial liabilities: Classification, subsequent measurement and gains and losses**

Financial liabilities are classified as measured at amortised cost or FVTPL. A financial liability is classified as at FVTPL if it is classified as held-for-trading or it is designated as such on initial recognition. Financial liabilities at FVTPL are measured at fair value and net gains and losses, including any interest expense, are recognised in profit or loss. Directly attributable transaction costs are recognised in profit or loss as incurred.

Other financial liabilities are initially measured at fair value less directly attributable transaction costs. They are subsequently measured at amortised cost using the effective interest method. Interest expense and foreign exchange gains and losses are recognised in profit or loss.



# NOTES TO THE CONSOLIDATED FINANCIAL STATEMENTS

For the financial year ended 31 December 2023

## 2. Summary of material accounting policies (cont'd)

### 2.16 Financial instruments (cont'd)

#### (iii) Derecognition

##### *Financial assets*

The Group derecognises a financial asset when:

- the contractual rights to the cash flows when the financial asset expire; or
- it transfers the rights to receive the contractual cash flows in a transaction in which either:
  - substantially all of the risks and rewards of ownership of the financial assets are transferred; or
  - the Group neither transfers not retains substantially all of the risks and rewards of ownership and it does not retain control of the financial asset.

The Group enters into transactions whereby it transfers assets recognised in its statement of financial position, but retains either all or substantially all of the risks and rewards of the transferred assets. In these cases, the transferred assets are not recognised.

##### *Financial liabilities*

The Group derecognises a financial liability when its contractual obligations are discharged or cancelled, or expire. The Group also derecognises a financial liability when its terms are modified and the cash flows of the modified liability are substantially different, in which case a new financial liability based on the modified terms is recognised at fair value.

On derecognition of a financial liability, the difference between the carrying amount extinguished and the consideration paid (including any non-cash assets transferred or liabilities assumed) is recognised in profit or loss.

#### (iv) Offsetting

Financial assets and liabilities are offset, and the net amount reported in the consolidated balance sheet, when there is a legally enforceable right to offset the recognised amounts and there is an intention to settle on a net basis, or to realise the asset and settle the liability simultaneously.

### 2.17 Impairment of financial assets

The Group recognises an allowance for expected credit losses (ECLs) for all debt instruments not held at fair value through profit or loss and financial guarantee contracts. The allowance is based on the ECL associated with the probability of default in the next twelve months unless there has been a significant increase in credit risk since origination, in which case, the allowance is based on the probability of default over the life of the asset.

No ECL is recognised on equity investments.

# NOTES TO THE CONSOLIDATED FINANCIAL STATEMENTS

For the financial year ended 31 December 2023

## 2. Summary of material accounting policies (cont'd)

### 2.17 Impairment of financial assets (cont'd)

The Group rates its loans and other debt financial assets not held at FVPL, together with loan commitments and financial guarantee contracts into the following three categories. The impairment methodology applied for each category is described below:

(i) Performing exposures:

When first recognised, an allowance based on 12-month expected credit losses is recognised.

(ii) Underperforming exposures:

When the exposure shows a significant increase in credit risk but not credit impaired, the Group records an allowance for the lifetime expected credit loss.

(iii) Impaired exposures:

Exposures are assessed as credit-impaired when one or more events that have a detrimental impact on the estimated future cash flows of that asset have occurred. For financial assets that have become credit-impaired, a lifetime ECL is recognised and the Group accrues interest income on the amortised cost of the exposure, net of allowances based on the effective interest rate.

#### *Determining the stage of impairment*

At each reporting date, the Group considers whether there has been a significant increase in credit risk of an asset by comparing the lifetime probability of default upon initial recognition of the asset against the risk of a default occurring on the asset as at the end of each reporting period. The Group considers reasonable and supportable quantitative and qualitative information that is relevant and available without undue cost or effort for this purpose. In each case, this assessment is based on forward-looking assessment that takes into account forward looking of economic data, in order to recognise the probability of higher losses associated with more negative economic outlook.

Exposures that have not deteriorated significantly since origination or which are less than 60 days past due, are considered to be “performing exposures”. The allowance for credit losses for these financial assets is based on a 12-months ECL.

A significant increase in credit risk is assumed if the borrower falls more than 30 days past due in making its contractual payments, or if the credit quality was determined by management to have deteriorated significantly.

The Group considers a financial instrument defaulted and therefore Stage 3 (credit-impaired) for ECL calculations in all cases when the borrower becomes 60 days past due on its contractual payments or when there is objective evidence that the exposure is credit impaired. To determine whether there is objective evidence that an impairment loss on financial assets has been incurred, the Group considers factors such as significant delay in payments or known significant financial difficulties of the obligor.

Bank balances – The Group considers bank balances defaulted and takes immediate action when the required payments are not settled within the close of business as outlined in the individual agreements.

# NOTES TO THE CONSOLIDATED FINANCIAL STATEMENTS

For the financial year ended 31 December 2023

## 2. Summary of material accounting policies (cont'd)

### 2.17 Impairment of financial assets (cont'd)

#### *Determining the stage of impairment (cont'd)*

Accounts receivables and other receivables – The Group takes the simplified approach for measuring ECLs for these financial assets and therefore does not track for significant increases in credit risk for this portfolio of financial assets. The Group applies a simplified approach in calculating ECLs for accounts receivables and other receivables. Therefore, the Group does not track changes in credit risk, but instead recognises a loss allowance based on lifetime ECLs at each reporting date. The Group applies the same criteria for default to determine credit-impaired exposures as described above.

If, in a subsequent period, asset quality improves and also reverses any previously assessed significant increase in credit risk since origination, then the allowance for credit losses reverts from lifetime ECL to 12-months ECL and the reversal will be recognised in profit or loss.

The Group assesses whether the credit risk on an exposure has increased significantly on an individual or collective basis. For the purposes of a collective evaluation of impairment, exposures are grouped on the basis of shared credit risk characteristics, taking into account instrument type, credit risk ratings, date of initial recognition, remaining term to maturity, industry and other relevant factors.

When an asset is uncollectible, it is written off against the related allowance for credit loss. Such assets are written off after all the necessary procedures have been completed and the amount of the loss has been determined. Subsequent recoveries of amounts previously written off reduce the amount of the expense in profit or loss.

#### *Measurement of ECLs*

ECLs are derived from unbiased and probability-weighted estimates of expected loss, and are measured as follows:

- Financial assets that are not credit-impaired  
As the present value of all cash shortfalls over the expected life of the financial asset discounted by the effective interest rate. The cash shortfall is the difference between the cash flows due to the Group in accordance with the contract and the cash flows that the Group expects to receive.
- Financial assets that are credit-impaired  
As the difference between the gross carrying amount and the present value of estimated future cash flows discounted by the effective interest rate.
- Financial guarantee contracts  
As the expected payments to reimburse the holder less any amounts that the Group expects to recover. If a loan is fully guaranteed, the ECL estimate for the financial guarantee contract would be the same as the estimated cash shortfall estimate for the loan subject to the guarantee.

ECLs are recognised using an allowance for credit loss account and a corresponding charge to profit or loss.

#### *Forward looking information*

The Group incorporates forward-looking information in both the assessment of significant increase in credit risk and the measurement of ECLs. The Group considers forward-looking information such as industry factors and economic forecasts. The inputs, assumptions and estimation techniques used to apply the above policies on accounting for impairment losses are further explained in Note 28(b).

# NOTES TO THE CONSOLIDATED FINANCIAL STATEMENTS

For the financial year ended 31 December 2023

## 2. Summary of material accounting policies (cont'd)

### 2.18 Cash and short-term deposits

Cash and short-term deposits in the statement of financial position comprise cash at banks and on hand and short-term deposits with a maturity of three months or less, which are subject to an insignificant risk of changes in value.

For the purpose of the consolidated statement of cash flows, cash and cash equivalents consist of cash and short-term deposits, as defined above, net of outstanding bank overdrafts as they are considered an integral part of the Group's cash flows management.

### 2.19 Income tax

#### (a) Current tax

Current tax assets and liabilities for the current and prior periods are measured at the amount expected to be recovered from or paid to the taxation authorities. The tax rates and tax laws used to compute the amount are those that are enacted or substantively enacted by the end of the reporting period in the countries where the Group operates and generates taxable income.

Current tax is recognised in profit or loss except to the extent that the tax relates to items recognised outside profit or loss, either in other comprehensive income or directly in equity. Management periodically evaluates positions taken in the tax returns with respect to situations in which applicable tax regulations are subject to interpretation and establishes provisions where appropriate.

#### (b) Deferred tax

Deferred tax is provided using the liability method on temporary differences at the end of the reporting period between the tax bases of assets and liabilities and their carrying amounts for financial reporting purposes.

Deferred tax liabilities are recognised for all temporary differences, except:

- where the deferred tax liability arises from the initial recognition of goodwill or of an asset or liability in a transaction that is not a business combination and, at the time of the transaction, affects neither the accounting profit nor taxable profit or loss; and
- in respect of taxable temporary differences associated with investments in subsidiaries and interests in joint ventures, where the timing of the reversal of the temporary differences can be controlled and it is probable that the temporary differences will not reverse in the foreseeable future.

Deferred tax assets are recognised for all deductible temporary differences, carry forward of unused tax credits and unused tax losses, to the extent that it is probable that taxable profit will be available against which the deductible temporary differences and the carry forward of unused tax credits and unused tax losses can be utilised except:

- where the deferred tax asset relating to the deductible temporary difference arises from the initial recognition of an asset or liability in a transaction that is not a business combination and at the time of the transaction, affects neither the accounting profit nor taxable profit or loss; and
- in respect of deductible temporary differences associated with investments in subsidiaries, associates and interests in joint ventures, deferred tax assets are recognised only to the extent that it is probable that the temporary differences will reverse in the foreseeable future and taxable profit will be available against which the temporary differences can be utilised.



# NOTES TO THE CONSOLIDATED FINANCIAL STATEMENTS

For the financial year ended 31 December 2023

## 2. Summary of material accounting policies (cont'd)

### 2.19 Income tax (cont'd)

#### (b) Deferred tax (cont'd)

The carrying amount of deferred tax asset is reviewed at the end of each reporting period and reduced to the extent that it is no longer probable that sufficient taxable profit will be available to allow all or part of the deferred tax asset to be utilised. Unrecognised deferred tax assets are reassessed at the end of each reporting period and are recognised to the extent that it has become probable that future taxable profit will allow the deferred tax asset to be recovered.

Deferred tax assets and liabilities are measured at the tax rates that are expected to apply in the year when the asset is realised or the liability is settled, based on tax rates (and tax laws) that have been enacted or substantively enacted at the end of each reporting period.

Deferred tax relating to items recognised outside profit or loss is recognised outside profit or loss. Deferred tax items are recognised in correlation to the underlying transaction either in other comprehensive income or directly in equity and deferred tax arising from a business combination is adjusted against goodwill on acquisition.

### 2.20 Employee benefits

#### *Defined contribution plans*

Obligations for contributions to defined contribution plans are recognised as an employee benefit expense in profit or loss in the periods during which related services are rendered by employees.

Once the contributions have been paid, the Group has no further payment obligations. The regular contributions constitute net periodic costs for the year in which they are due and as such are included in staff costs.

### 2.21 Derivative financial instruments and hedge accounting

The Group uses derivative financial instruments such as cross currency interest rate swaps and interest rate swap to hedge its foreign currency and interest rate risks, respectively. Such derivative financial instruments are initially recognised at fair value on the date on which a derivative contract is entered into and are subsequently remeasured at fair value. Derivatives are carried as assets when the fair value is positive and as liabilities when the fair value is negative.

Any gains or losses arising from changes in fair value of derivatives are taken directly to profit or loss, except for the effective portion of cash flow hedges, which is recognised in other comprehensive income.

For the purpose of hedge accounting, hedges are classified as:

- fair value hedges when hedging the exposure to changes in the fair value of a recognised asset or liability or an unrecognised firm commitment (except for foreign currency risk); or
- cash flow hedges when hedging the exposure to variability in cash flows that is either attributable to a particular risk associated with a recognised asset or liability or a highly probable forecast transaction, or a foreign currency risk in an unrecognised firm commitment.

# NOTES TO THE CONSOLIDATED FINANCIAL STATEMENTS

For the financial year ended 31 December 2023

## 2. Summary of material accounting policies (cont'd)

### 2.21 Derivative financial instruments and hedge accounting (cont'd)

At the inception of a hedge relationship, the Group formally designates and documents the hedge relationship to which the Group wishes to apply hedge accounting, the risk management objective and its strategy for undertaking the hedge. The documentation includes identification of the hedging instruments, the hedged item or transaction, the nature of the risk being hedged and how the Group will assess the hedging instruments' effectiveness of changes in the hedging instruments' fair value in offsetting the exposure to changes in the hedged item's fair value or cash flows attributable to the hedged risk. Such hedges are expected to be highly effective in achieving offsetting changes in fair value or cash flows and are assessed on an ongoing basis to determine that they actually have been highly effective throughout the financial reporting periods for which they were designated.

Hedges which meet the strict criteria for hedge accounting are accounted for as follows:

#### (a) Fair value hedges

The change in the fair value of an interest rate hedging derivative is recognised in profit or loss in finance costs – others. The change in the fair value of the hedged item attributable to the risk hedged is recorded as a part of the carrying amount of the hedged item and is also recognised in profit or loss as finance costs – others.

For fair value hedges relating to items carried at amortised cost, the adjustment to carrying values is amortised through profit or loss over the remaining term to maturity. Effective interest rate amortisation may begin as soon as an adjustment exists and shall begin no later than when the hedged item ceases to be adjusted for changes in its fair value attributable to the risk being hedged. If the hedged item is derecognised, the unamortised fair value is recognised immediately in profit or loss as finance costs – others.

When an unrecognised firm commitment is designated as a hedged item, the subsequent cumulative change in the fair value of the firm commitment attributable to the hedged risk is recognised as an asset or liability with a corresponding gain or loss recognised in profit or loss. The changes in the fair value of the hedging instruments are also recognised in profit or loss.

#### (b) Cash flow hedges

The effective portions of the gains or losses on the hedging instruments are recognised directly in other comprehensive income in the hedging reserve, while any ineffective portion is recognised immediately in profit or loss.

Amounts recognised in other comprehensive income are transferred to profit or loss when the hedged transaction affects profit or loss, such as when hedged financial income or financial expense is recognised or when a forecast sale occurs. Where the hedged item is the cost of a non-financial asset or non-financial liability, the amounts recognised in other comprehensive income are transferred to the initial carrying amount of the non-financial asset or non-financial liability.

If the forecast transaction or firm commitment is no longer expected to occur, the cumulative gain or loss previously recognised in equity is transferred to profit or loss. If the hedging instrument expires or is sold, terminated or exercised without replacement or rollover, or if its designation as a hedge is revoked, the amounts previously recognised in other comprehensive income remain in other comprehensive income until the forecast transaction or firm commitment affects profit or loss.

# NOTES TO THE CONSOLIDATED FINANCIAL STATEMENTS

For the financial year ended 31 December 2023

## 2. Summary of material accounting policies (cont'd)

### 2.22 Foreign currency

The financial statements are presented in USD, which is also the Company's functional currency. Each entity in the Group determines its own functional currency and items included in the financial statements of each entity are measured using that functional currency.

#### (a) Transactions and balances

Transactions in foreign currencies are measured in the respective functional currencies of the Company and its subsidiaries and are recorded on initial recognition in the functional currencies at exchange rates approximating those ruling at the transaction dates. Monetary assets and liabilities denominated in foreign currencies are translated at the rate of exchange ruling at the end of the reporting period. All differences are taken to profit or loss with the exception of all monetary items that provide an effective hedge for a net investment in a foreign operation. These are recognised in other comprehensive income until the disposal of the net investment, at which time they are recognised in profit or loss. Tax charges and credits attributable to exchange differences on those monetary items are also recorded in other comprehensive income.

Non-monetary items that are measured in terms of historical cost in a foreign currency are translated using the exchange rates at the dates of the initial transactions. Non-monetary items measured at fair value in a foreign currency are translated using the exchange rates at the date when the fair value was determined. The gain or loss arising on retranslation of a non-monetary item is treated in line with the recognition of the gain or loss on change in fair value of the item i.e., transaction differences on item whose fair value gain or loss is recognised in other comprehensive income or profit or loss is also recognised in other comprehensive income or profit or loss, respectively.

#### (b) Consolidated financial statements

For consolidation purpose, the assets and liabilities of foreign operations are translated into USD at the rate of exchange ruling at the end of the reporting period and their profit or loss are translated at the exchange rates prevailing at the date of the transactions. The exchange differences arising on the translation are recognised in other comprehensive income. On disposal of a foreign operation, the component of other comprehensive income relating to that particular foreign operation is recognised in profit or loss.

Any goodwill arising on the acquisition of a foreign operation and any fair value adjustments to the carrying amount of assets and liabilities arising on acquisition are treated as assets and liabilities of the foreign operation and are translated at the closing rates.

For the purpose of the consolidated cash flow statement, the cash flows of overseas subsidiaries are translated into USD at the exchange rates ruling at the dates of the cash flows. Frequently recurring cash flows of overseas subsidiaries which arise throughout the year are translated into USD at the average exchange rates for the year.

# NOTES TO THE CONSOLIDATED FINANCIAL STATEMENTS

For the financial year ended 31 December 2023

## 2. Summary of material accounting policies (cont'd)

### 2.23 Leases

The Group assesses at contract inception whether a contract is, or contains, a lease. That is, if the contract conveys the right to control the use of an identified asset for a period of time in exchange for consideration.

#### **Group as a lessee**

The Group applies a single recognition and measurement approach for all leases, except for short-term leases and leases of low-value assets. The Group recognised lease liabilities to make lease payments and right-of-use assets representing the right to use the underlying assets.

#### **(i) Right-of-use assets**

The Group recognised right-of-use assets at the commencement date of the lease (i.e., the date the underlying asset is available for use). Right-of-use assets are measured at cost, less any accumulated depreciation and impairment losses, and adjusted for any remeasurement of lease liabilities. The cost of right-of-use assets includes the amount of lease liabilities recognised, initial direct costs incurred, and lease payments made at or before the commencement date less any lease incentives received. Right-of-use assets are depreciated on a straight-line basis over the shorter of the lease term and the estimated useful lives of the assets, as follows:

Vessel	7 years
Office properties	3 years

If ownership of the leased asset transfers to the Group at the end of the lease term or the cost reflects the exercise of a purchase option, depreciation is calculated using the estimated useful life of the asset.

The right-of-use assets are also subject to impairment. The impairment of non-financial assets are further explained in Note 2.10.

#### **(ii) Lease liabilities**

At the commencement date of the lease, the Group recognised lease liabilities measured at the present value of lease payments to be made over the lease term. The lease payments include fixed payments (including in-substance fixed payments) less any lease incentives receivable, variable lease payments that depend on an index or a rate, and amounts expected to be paid under residual value guarantees. The lease payments also include payments of penalties for terminating the lease, if the lease term reflects the Group exercising the option to terminate. Variable lease payments that do not depend on an index or a rate are recognised as expenses in the period in which the event or condition that triggers the payment occurs.

In calculating the present value of lease payments, the Group uses its incremental borrowing rate at the lease commencement date because the interest rate implicit in the lease is not readily determinable. After the commencement date, the amount of lease liabilities is increased to reflect the accretion of interest and reduced for the lease payments made. In addition, the carrying amount of lease liabilities is remeasured if there is a modification, a change in the lease term or a change in the lease payments (e.g., changes to future payments resulting from a change in an index or rate used to determine such lease payments).



# NOTES TO THE CONSOLIDATED FINANCIAL STATEMENTS

For the financial year ended 31 December 2023

## 2. Summary of material accounting policies (cont'd)

### 2.23 Leases (cont'd)

#### *Group as a lessee (cont'd)*

#### *(iii) Short-term leases and leases of low-value assets*

The Group applies the short-term lease recognition exemption to its short-term leases of office properties and office equipment (i.e., those leases that have a lease term of 12 months or less from the commencement date and do not contain a purchase option). It also applies the lease of low-value assets recognition exemption to leases of office properties and office equipment that are considered to be low value. Lease payments on short-term leases and leases of low-value assets are recognised as expense on a straight-line basis over the lease term.

### 2.24 Provision

A provision is recognised when the Group has a present obligation (legal or constructive) as a result of a past event, it is probable that a future outflow of resources embodying economic benefits will be required to settle the obligation and a reliable estimate can be made of the amount of the obligation.

Provisions are reviewed at the end of each reporting period and adjusted to reflect the current best estimate. If it is no longer probable that an outflow of economic resources will be required to settle the obligation, the provision is reversed. When the effect of discounting is material, the amount recognised for a provision is the present value at the end of the reporting period of the future expenditures expected to be required to settle the obligation. The increase in the discounting present value amount arising from the passage of time is included in finance costs in profit or loss.

### 2.25 Borrowing costs

Borrowing costs directly attributable to the acquisition, construction or production of qualifying assets, i.e., assets that necessarily take a substantial period of time to get ready for their intended use or sale, are capitalised as part of the cost of those assets. The capitalisation of such borrowing costs ceases when the assets are substantially ready for their intended use or sale. Investment income earned on the temporary investment of specific borrowings pending their expenditure on qualifying assets is deducted from the borrowing costs capitalised. All other borrowing costs are expensed in the period in which they occur. Borrowing costs consist of interest and other costs that an entity incurs in connection with the borrowing of funds.

### 2.26 Share capital and share issuance expenses

Proceeds from issuance of ordinary shares are recognised as share capital in equity. Incremental costs directly attributable to the issuance of ordinary shares are deducted against share capital.

### 2.27 Non-current assets held for sale

Non-current assets classified as held for sale are measured at the lower of their carrying amount and fair value less costs to sell. Non-current assets are classified as held for sale if their carrying amounts will be recovered principally through a sale transaction rather than through continuing use.

Property, plant and equipment once classified as held for sale are not depreciated or amortised.

# NOTES TO THE CONSOLIDATED FINANCIAL STATEMENTS

For the financial year ended 31 December 2023

## 2. Summary of material accounting policies (cont'd)

### 2.28 Intra-group financial guarantees

Financial guarantees are financial instruments issued by the Company that require the issuer to make specific payments to reimburse the holder for the loss it incurs because a specified debtor fails to meet payment when due in accordance with the original or modified terms of a debt instrument.

Financial guarantees issued are initially measured at fair value. Subsequently, they are measured at the higher of the loss allowance determined in accordance with SFRS(I) 9/IFRS 9 and the amount initially recognised less, when appropriate, the cumulative amount of income recognised in accordance with the principles of SFRS(I) 15/IFRS 15. Refer to 2.17 for measurement of ECL for financial guarantees.

### 2.29 Earnings per share

The Group presents basic and diluted earnings per share data for its ordinary shares. Basic earnings per share is calculated by dividing the profit or loss attributable to ordinary shareholders of the Company by the weighted-average number of ordinary shares outstanding during the year, adjusted for own shares held. Diluted earnings per share is determined by adjusting the profit or loss attributable to ordinary shareholders and the weighted-average number of ordinary shares outstanding, adjusted for own shares held, for the effects of all dilutive potential ordinary shares, which comprise convertible notes and share options granted to employees.

## 3. Segment information

Management monitors the operating results of its business units separately for the purpose of making decisions about resource allocation and performance assessment. Segment performance is evaluated based on reportable segment profit before tax from continuing operations.

### (a) Operating segments

At 31 December 2023, the Group is organised on a worldwide basis into the following main reportable segments (activities):

- (i) Ship Owning and Chartering;
- (ii) Maritime Asset Management (“MAM”): Relates to Group’s ship investment activity in venture capital, as well as provision of finance arrangement services;
- (iii) Maritime Services: Relates to Group’s ship commercial and technical management businesses, as well as ship brokerage service business;
- (iv) Property Investment (ex-Japan): Relates to the Group’s ex-Japan property investment, investment in venture capital and provision of property asset management services;
- (v) Property Investment (in-Japan): Relates to the Group’s in-Japan property investment, property asset management and agency services; and
- (vi) Headquarters’ (“HQ”) services: Relates to shared corporate services rendered.

No operating segments have been aggregated to form the above reportable operating segments.

Transfer prices between operating segments are on an arm’s length basis in a manner similar to transactions with third parties.

# NOTES TO THE CONSOLIDATED FINANCIAL STATEMENTS

For the financial year ended 31 December 2023

## 3. Segment information (cont'd)

### (a) Operating segments (cont'd)

The segment results for the year ended 31 December 2023 were as follows:

2023	Shipping			Property		Total
	Ship owning and chartering US\$'000	MAM US\$'000	Maritime services US\$'000	Property investment (ex-Japan) US\$'000	Property investment (in-Japan) US\$'000	
<b>Total income</b>						
External customers	38,751	3,125	1,055	(1,525)	15,994	48
Interest income	419	1	23	12	-	131
Inter-segment	-	420	1,141	-	107	(1,668)
	39,170	3,546	2,219	(1,513)	16,101	179
						(1,668)
						58,034
<b>Results</b>						
Amortisation and depreciation	(10,766)	-	(24)	-	(47)	12
Depreciation of right-of-use assets	(69)	-	-	-	(118)	(464)
Reversal of previously recognised impairment loss of property, plant and equipment	1,150	-	-	-	-	-
Finance costs – interest expenses	(3,687)	-	-	(44)	(37)	180
Finance costs – lease interest	-	-	-	-	(3)	(11)
Finance costs – others	(52)	-	-	-	(58)	(2)
Share of results of associate	-	-	-	-	2	-
Allocation to Tokumei Kumiai investors	-	-	-	-	(557)	-
Profit/(loss) before tax	7,580	2,029	541	(2,969)	1,842	(2,797)
						(2)
						6,224
Other segment items are as follows:						
Capital expenditure	6,309	-	1	-	6,587	-
Investment in associate	-	-	-	-	85	-
						12,897
						85

# NOTES TO THE CONSOLIDATED FINANCIAL STATEMENTS

For the financial year ended 31 December 2023

## 3. Segment information (cont'd)

### (a) Operating segments (cont'd)

The segment results for the year ended 31 December 2022 were as follows:

2022	Shipping					Total		
	Ship owning and chartering	MAM	Maritime services	Property investment (ex-Japan)	Property investment (in-Japan)		HQ	Eliminations <sup>(1)</sup>
	US\$'000	US\$'000	US\$'000	US\$'000	US\$'000	US\$'000	US\$'000	US\$'000
<b>Total income</b>								
External customers	66,681	3,642	1,017	1,732	12,715	141	-	85,928
Interest income	114	13	11	17	-	53	-	208
Inter-segment	-	269	1,497	-	116	-	(1,882)	-
	66,795	3,924	2,525	1,749	12,831	194	(1,882)	86,136
<b>Results</b>								
Amortisation and depreciation	(9,808)	-	(26)	-	(64)	(5)	12	(9,891)
Depreciation of right-of-use assets	(828)	-	-	-	(181)	(461)	-	(1,470)
Finance costs – interest expenses	(2,659)	-	-	-	(65)	(36)	119	(2,641)
Finance costs – lease interest	(81)	-	-	-	(5)	(18)	-	(104)
Finance costs – others	(60)	-	-	-	(64)	(62)	-	(186)
Share of results of associate	-	-	-	-	(23)	-	-	(23)
Allocation to Tokumei Kumiai investors	-	-	-	-	(646)	-	-	(646)
Profit/(loss) before tax	29,752	2,231	626	426	1,676	(5,776)	(7)	28,928
Other segment items are as follows:								
Capital expenditure	3,631	-	10	-	9,685	2	-	13,328
Investment in associate	-	-	-	-	85	-	-	85



# NOTES TO THE CONSOLIDATED FINANCIAL STATEMENTS

For the financial year ended 31 December 2023

## 3. Segment information (cont'd)

### (a) Operating segments (cont'd)

The segment assets and liabilities were as follows:

	Shipping				Property investment		HQ	Eliminations <sup>(1)</sup>	Total
	Ship owning and chartering	MAM	Maritime services	Property investment (ex-Japan)	Property investment (in-Japan)				
	US\$'000	US\$'000	US\$'000	US\$'000	US\$'000	US\$'000	US\$'000	US\$'000	
<b>2023</b>									
Segment assets:									
Total assets	144,478	1,490	2,217	33,242	25,830	4,500	(127)	211,630	
Segment liabilities:									
Total liabilities	54,997	21	403	9,561	6,676	3,132	(12,051)	62,739	
<b>2022</b>									
Segment assets:									
Total assets	156,606	1,490	2,368	31,073	34,220	11,037	(139)	236,655	
Segment liabilities:									
Total liabilities	66,467	-	262	5,020	14,694	6,681	(7,640)	85,484	

<sup>(1)</sup> Inter-segment transactions are eliminated on consolidation.

# NOTES TO THE CONSOLIDATED FINANCIAL STATEMENTS

For the financial year ended 31 December 2023

## 3. Segment information (cont'd)

### (a) Operating segments (cont'd)

Segment assets consist primarily of investment properties, investments, properties under development for sale, property, plant and equipment, right-of-use assets, receivables, asset held for sale, cash and bank balances and derivative financial instruments.

Segment liabilities consist primarily of borrowings, lease liabilities, payables, accruals and derivative financial instruments.

Capital expenditure represents capital additions to investment properties (Note 5), property, plant and equipment (Note 7) and properties under development for sale (Note 8).

### (b) Geographical information

The Group operates in three main geographical areas, even though they are managed on a worldwide basis.

Global - the Global segment represents activities with assets or customers with no fixed location, which include ship finance arrangement services, investments and asset management of ships (and corresponding technical/commercial management services), ship owning and chartering.

Asia (ex-Japan) - the Asia (ex-Japan) segment represents activities with assets or customers located in Asia (ex-Japan), which include ship finance arrangement services, investments and asset management of properties.

Japan - the Japan segment represents activities with assets or customers located in Japan, which include ship finance arrangement services, investments and asset management of properties.

	Group	
	2023	2022
	US\$'000	US\$'000
Total income:		
Global	43,558	71,547
Asia (ex-Japan)	(1,544)	1,846
Japan	16,020	12,743
	<u>58,034</u>	<u>86,136</u>

# NOTES TO THE CONSOLIDATED FINANCIAL STATEMENTS

For the financial year ended 31 December 2023

## 3. Segment information (cont'd)

### (b) Geographical information (cont'd)

During the year, total revenue of US\$14.4 million (2022: US\$29.3 million) were with customers where transactions with each of the customer amounted to ten per cent (10%) or more of the Group's revenue.

	Group	
	2023	2022
	US\$'000	US\$'000
Non-current assets:		
Global	113,954	131,111
Asia (ex-Japan)	33,014	30,880
Japan	9,386	14,098
	<u>156,354</u>	<u>176,089</u>

Income and non-current assets attributable to operating segments are based on the countries in which the customers are located. There is no sale between the geographical segments.

## 4. Material accounting judgements, estimates and assumptions

Estimates are continually evaluated and are based on historical experience and other factors, including expectations of future events that are believed to be reasonable under the circumstances.

The preparation of the Group's financial statements requires management to make judgements, estimates and assumptions that affect the reported amounts of revenues, expenses, assets and liabilities, and the disclosure of contingent liabilities at the end of each reporting period. Uncertainty about these assumptions and estimates could result in outcomes that require a material adjustment to the carrying amount of the assets or liabilities affected in future periods.

### **Judgements made in applying accounting policies**

In the process of applying the Group's accounting policies, management has made the following judgements, which have the most significant effect on the amounts recognised in the consolidated financial statements:

#### *Determination of functional currency*

The Group measures foreign currency transactions in the respective functional currencies of the Company and its subsidiaries. In determining the functional currencies of the entities in the Group, judgement is required to determine the currency that mainly influences sales prices for goods and services and of the country whose competitive forces and regulations mainly determines the sales prices of its goods and services. The functional currencies of the entities in the Group are determined based on management's assessment of the economic environment in which the entities operate and the entities' process of determining sales prices.

# NOTES TO THE CONSOLIDATED FINANCIAL STATEMENTS

For the financial year ended 31 December 2023

## 4. Material accounting judgements, estimates and assumptions (cont'd)

### *Estimates and assumptions*

The key assumptions concerning the future and other key sources of estimation uncertainty at the end of the reporting period, that have a significant risk of causing a material adjustment to the carrying amounts of assets and liabilities within the next financial year are described below.

#### (a) *Impairment/reversal of impairment of vessels held as property, plant and equipment*

The Group owns vessels held as property, plant and equipment for ship chartering business. Indicators of impairment on the vessels were assessed annually to identify whether the vessels may be impaired. The Group computed the vessel's recoverable amount using value in use and compared with its carrying value; and records. When there has been a change in the estimate used to determine the vessels' recoverable amount since the last impairment loss was recognised, the impairment loss recognised in prior periods shall be reversed when the re-estimated recoverable amount exceeds the carrying value. The key assumptions used in the value in use computation comprise of daily charter rates, disposal values, operational expenses, and discount rate.

Based on the sensitivity analysis, a 1% increase in discount rate and 5% decrease in daily charter rate would reduce the recoverable amounts, in aggregate, by US\$5.5 million and US\$10.4 million respectively.

The carrying amount of the vessels held as property, plant and equipment as at 31 December 2023 is disclosed in Note 7.

#### (b) *Fair value of unlisted shares in shipping companies*

The Group invested in unlisted shares of special purpose companies ("SPCs") that own and charter ships which were carried at fair value through profit or loss. The Group determines the equity value of these unlisted shares by using the discounted cash flow technique. The cash flow assumptions used in the valuation are daily charter rates, terminal values, operational expenses, and discount rate. The significant unobservable inputs used in fair valuation including its sensitivity analysis are disclosed in Note 29(c).

The carrying amounts of the unlisted shares in shipping companies as at 31 December 2023 are disclosed in Note 6.

#### (c) *Fair value of investment properties and unlisted shares in commercial office and industrial buildings and small residential property developments*

The Group held commercial office buildings and small residential properties as investment properties and measured them at fair values. In addition, the Group invested in unlisted shares of special purpose companies that hold commercial office and industrial buildings and small residential properties and measured them at fair value through profit or loss.

The Group generally used external valuation reports in determining fair value of commercial office units held as investment properties and commercial office and industrial buildings held through unlisted shares in property investment (ex-Japan) segment. The valuation of investment properties is based on market comparison approach considering recent market transactions of comparable properties in similar vicinity. The key assumptions used in valuations for completed commercial properties held through unlisted shares were average market price per square foot, and where relevant, adjusted by other factors specific to the properties (e.g. nature, location and building facilities etc of the property). Where commercial properties under development held through unlisted shares are concerned, the gross development value and discount rates were used.

# NOTES TO THE CONSOLIDATED FINANCIAL STATEMENTS

For the financial year ended 31 December 2023

## 4. Material accounting judgements, estimates and assumptions (cont'd)

### *Estimates and assumptions (cont'd)*

- (c) *Fair value of investment properties and unlisted shares in commercial office and industrial buildings and small residential property developments (cont'd)*

For small residential property development for sale held through unlisted shares and as investment properties in property investment (in-Japan) segment, the Group used internal valuation in estimating their fair values. The key assumptions used in valuation for small residential property development for sale held through unlisted shares were gross development value and discount rates. For investment properties, the rental rates, vacancy rate, terminal capitalisation rates, expense ratio and discount rate were used.

The significant unobservable inputs used in fair valuation including its sensitivity analysis are disclosed in Note 29(c).

The carrying amounts of the investment properties and unlisted shares in commercial office and industrial buildings and small residential property developments as at 31 December 2023 are disclosed in Note 5 and Note 6 respectively.

## 5. Investment properties

	<b>Group</b>	
	<b>2023</b>	<b>2022</b>
	US\$'000	US\$'000
At 1 January	11,816	13,085
Additions	1,493	337
Disposal	(3,500)	–
Currency translation differences	(674)	(1,606)
At 31 December	9,135	11,816

The following amounts are recognised in profit or loss:

	<b>Group</b>	
	<b>2023</b>	<b>2022</b>
	US\$'000	US\$'000
Rental income	459	518
Direct operating expenses arising from:		
- Investment properties that generated rental income	76	70
- Investment properties that did not generate rental income	10	–
	10	–

The Group has no restrictions on the realisability of its investment properties and no contractual obligations to purchase, construct or develop investment property or for repairs, maintenance or enhancements.



# NOTES TO THE CONSOLIDATED FINANCIAL STATEMENTS

For the financial year ended 31 December 2023

## 5. Investment properties (cont'd)

Further particulars of the Group's investment properties are detailed below.

Location	Use	Tenure	Unexpired lease term
Rooms 712-715, 7/F, China Shine Plaza, 9 Lin He Xi Road, Tianhe District, Guangzhou, PRC <sup>(1)</sup>	Offices	Leasehold	32 years
1-7-12 Shimoochiai, Shinjuku-ku, Tokyo <sup>(2)</sup>	Residential	Freehold	–
1-173-18, Takadanobaba Shinjuku-ku, Tokyo <sup>(3)</sup>	Residential	Freehold	–
2-35-2 Hanegji, Setagaya-ku, Tokyo <sup>(4)</sup>	Residential	Freehold	–

<sup>(1)</sup> The Group engages external valuers in the fair valuation of the investment property. Market comparable approach is used which makes reference to market transaction price.

<sup>(2)</sup> The Group adopts management's valuation in the fair valuation of the investment property. Discounted cash flow method is used which makes reference to the market rental values and discount rate. This investment property amounting to US\$4.1 million (2022: US\$4.4 million) is mortgaged to secure bank borrowing of US\$2.4 million (2022: US\$2.7 million).

<sup>(3)</sup> The Group adopts management's valuation in the fair valuation of the investment property. Discounted cash flow method is used which makes reference to the market rental values and discount rate. This investment property amounting to US\$3.4 million (2022: US\$3.6 million) is mortgaged to secure bank borrowing of US\$2.7 million (2022: US\$2.9 million).

<sup>(4)</sup> This investment property was sold during the year. In 2022, this investment property amounting to US\$2.1 million was mortgaged to secure bank borrowing of US\$1.5 million.

## 6. Investments

	Group	
	2023 US\$'000	2022 US\$'000
<b>Non-current</b>		
Financial assets at fair value through profit or loss:		
Unlisted shares		
- Shipping	1,575	1,581
- Residential	55	59
- Commercial office/industrial buildings	30,996	28,273
- Small residential property developments	354	2,072
- Others	507	550
	<u>33,487</u>	<u>32,535</u>
<b>Current</b>		
Financial assets at fair value through profit or loss:		
Unlisted shares		
- Commercial office buildings	–	1
- Small residential property developments	2,452	315
- Others	1,859	379
	<u>4,311</u>	<u>695</u>

Fair values of unlisted shares are further explained in Note 29.

# NOTES TO THE CONSOLIDATED FINANCIAL STATEMENTS

For the financial year ended 31 December 2023

## 7. Property, plant and equipment

Group	Leasehold improvements	Vessels	Office equipment, furniture and fixtures	Total
	US\$'000	US\$'000	US\$'000	US\$'000
<b>Cost</b>				
At 1 January 2022	530	204,407	977	205,914
Additions	–	3,631	126	3,757
Written-off	–	(488)	(115)	(603)
Currency translation differences	(68)	–	(32)	(100)
At 31 December 2022 and 1 January 2023	462	207,550	956	208,968
Additions	–	6,309	15	6,324
Transfer to asset held for sale	–	(15,445)	–	(15,445)
Disposal	–	(5,645)	–	(5,645)
Written-off	–	(951)	(47)	(998)
Currency translation differences	(30)	–	(13)	(43)
At 31 December 2023	432	191,818	911	193,161
<b>Accumulated depreciation and impairment</b>				
At 1 January 2022	110	68,620	827	69,557
Charge for the year	32	9,796	63	9,891
Written-off	–	(488)	(72)	(560)
Currency translation differences	(14)	–	(17)	(31)
At 31 December 2022 and 1 January 2023	128	77,928	801	78,857
Charge for the year	20	10,754	53	10,827
Transfer to asset held for sale	–	(6,762)	–	(6,762)
Reversal of previously recognised impairment loss	–	(1,150)	–	(1,150)
Disposal	–	(466)	–	(466)
Written-off	–	(951)	(47)	(998)
Currency translation differences	(9)	–	(5)	(14)
At 31 December 2023	139	79,353	802	80,294
<b>Carrying amounts</b>				
At 31 December 2022	334	129,622	155	130,111
At 31 December 2023	293	112,465	109	112,867

The reversal of previously recognised impairment loss of US\$1.2 million recorded for the year (31 December 2022: US\$Nil) applies to a vessel before it was designated as “asset held for sale” as at 31 December 2023.

# NOTES TO THE CONSOLIDATED FINANCIAL STATEMENTS

For the financial year ended 31 December 2023

## 7. Property, plant and equipment (cont'd)

### Assets pledged as security

As at 31 December 2023, the Group's vessels amounting to US\$121.1 million (2022: US\$129.6 million) were pledged to secure the Group's bank borrowings of US\$50.5 million (2022: US\$60.7 million) (Note 14).

Company	Office equipment, furniture and fixtures
	US\$'000
<b>Cost</b>	
At 1 January 2022, 31 December 2022 and 1 January 2023	12
Written off	(3)
At 31 December 2023	<u>9</u>
<b>Accumulated depreciation</b>	
At 1 January 2022	7
Charge for the year	4
At 31 December 2022 and 1 January 2023	11
Charge for the year	1
Written off	(3)
At 31 December 2023	<u>9</u>
<b>Carrying amounts</b>	
At 31 December 2022	<u>1</u>
At 31 December 2023	<u>-</u>

## 8. Properties under development for sale

2022	Group
	US\$'000
Properties under development for sale, for which revenue is recognised at a point in time	<u>6,009</u>

The properties under development for sale of the Group were fully sold during the year. In 2022, those development properties with carrying amount of US\$6.0 million were mortgaged to financial institutions to secure credit facilities of US\$4.9 million (Note 14).

# NOTES TO THE CONSOLIDATED FINANCIAL STATEMENTS

For the financial year ended 31 December 2023

## 9. Derivative financial instruments

2022	Group US\$'000
<b>Current</b>	
Financial assets at fair value through other comprehensive income:	
<i>Cash flow hedge</i>	
Interest rate swap (i)	66
Financial liabilities at fair value through other comprehensive income:	
<i>Cash flow hedge</i>	
Cross currency interest rate swaps (ii)	(56)

### **Cash flow hedge**

#### (i) Interest rate swap

The Group's interest rate swap matured during the year. At 31 December 2022, the Group had interest rate swap with notional amount of US\$7.3 million to hedge the interest rate risk of bank borrowings.

The interest rate swap received floating interest and paid fixed interest.

The terms and the payment dates of the interest rate swap were negotiated to match the terms of the bank borrowings. The cash flow hedge of the expected future interest payment of bank borrowings was highly effective.

#### (ii) Cross currency interest rate swaps

The Group's cross currency interest rate swaps expired during the year. As at 31 December 2022, the Group had cross currency interest rate swaps with notional amount of US\$3.8 million (JPY425 million) to hedge the interest rate risk.

Cash flow hedge accounting had been applied to this cross currency interest rate swap agreement as it had been assessed by management to be effective hedging instruments.

Below is a schedule indicating as at 31 December, the periods when the hedged forecast cash flows are expected to occur and when they are expected to affect profit or loss:

2022	Group US\$'000
Net cash inflows: -	
Less than 1 year	39

# NOTES TO THE CONSOLIDATED FINANCIAL STATEMENTS

For the financial year ended 31 December 2023

## 9. Derivative financial instruments (cont'd)

### Cash flow hedge (cont'd)

The movements of hedging reserve during the years were as follows:

	Group	
	2023 US\$'000	2022 US\$'000
At 1 January	42	(478)
(Loss)/gain recognised in other comprehensive income during the year, net	(42)	520
At 31 December	-	42

The Group's risk management strategy is to minimise interest rate cash flow fluctuations on all bank borrowings drawn to finance its vessel purchases for the entire term of the bank borrowings. The Group maintains fixed interest payments by designating a pay fixed and receive float amortising interest rate swap with notional amounts matching the loan principal throughout the tenor of the loan.

There were no hedge ineffectiveness on the Group's cash flow hedge.

## 10. Accounts receivables

	Group	
	2023 US\$'000	2022 US\$'000
Current	1,008	596

In general, the Group grants a credit period of 30 days to its customers. The Group seeks to maintain strict control over its outstanding receivables and has a credit control department to minimise credit risk. Overdue balances are reviewed regularly by senior management. In view of the aforementioned and the fact that the Group's accounts receivables relate to a large number of diversified customers, there is no significant concentration of credit risk. Accounts receivables are unsecured and non-interest bearing.

An aged analysis of the accounts receivables as at the end of the reporting period that are past due but not impaired is as follows:

2023	Group US\$'000
31 days to 60 days	1
over 60 days	8
	9

Included in the Group's accounts receivable balances are receivables from related parties as disclosed in Note 31(a).



# NOTES TO THE CONSOLIDATED FINANCIAL STATEMENTS

For the financial year ended 31 December 2023

## 11. Asset held for sale

	<b>Group</b> US\$'000
At 1 January 2023	–
Addition	8,683
At 31 December 2023	<u>8,683</u>

The sale was completed on 6 March 2024. As the Group had previously made an impairment of US\$1.7 million for this vessel in 2020 based on the conditions then present, and given the launch of active marketing campaign before the year ended 31 December 2023, the Group reversed out US\$1.2 million of impairment loss to have the net carrying value of this vessel reflecting the agreed sales price less transaction costs. This “reversal of previously recognised impairment loss of property, plant and equipment” is recorded in current year’s profit or loss.

## 12. Cash and bank balances

	<b>Group</b>		<b>Company</b>	
	<b>2023</b> US\$'000	<b>2022</b> US\$'000	<b>2023</b> US\$'000	<b>2022</b> US\$'000
Cash at banks and in hand	17,625	28,456	347	129
Short-term time deposits	20,635	18,613	–	–
Cash and bank balances	<u>38,260</u>	<u>47,069</u>	<u>347</u>	<u>129</u>

Cash at banks earns interest at floating rates based on daily bank deposit rates. Short-term time deposits are made for varying periods with a maturity of three months or less depending on the immediate cash requirements of the Group and the Company and earn interest at the respective short-term time deposit rates. The range of effective interest rate for short-term time deposits is 0.3% to 5.6% (2022: 0.1% to 3.7%).

## 13. Share capital

	<b>Group and Company</b>			
	<b>Number of shares</b> <b>2023</b> '000	<b>Share capital</b> <b>2023</b> US\$'000	<b>Number of shares</b> <b>2022</b> '000	<b>Share capital</b> <b>2022</b> US\$'000
<b><i>Issued and fully paid:</i></b>				
At 1 January and 31 December	<u>78,600</u>	<u>113,174</u>	<u>78,600</u>	<u>113,174</u>

All shares rank equally with regards to the Company’s residual assets. All issued shares are fully paid, with no par value.

### Ordinary shares

The holders of ordinary shares are entitled to receive dividends as declared from time to time, and are entitled to one vote per share at meetings of the Company.

# NOTES TO THE CONSOLIDATED FINANCIAL STATEMENTS

For the financial year ended 31 December 2023

## 14. Borrowings

	Group	
	2023 US\$'000	2022 US\$'000
<b>Non-current</b>		
Repayable per terms of loan facilities:		
- Secured	46,583	41,551
<b>Current</b>		
Repayable per terms of loan facilities:		
- Secured	9,021	31,161

The effective annual interest rates of the bank borrowings range from approximately 0.60% to 7.40% (2022: approximately 0.60% to 3.50%).

The Group's borrowings are secured by means of investment properties (Note 5), property, plant and equipment (Note 7) and properties under development for sale (Note 8).

A reconciliation of liabilities arising from financing activities is as follows:

Group	At the beginning of financial year US\$'000	Proceeds from borrowings US\$'000	Repayment of borrowings US\$'000	Interests and other finance cost paid on borrowings US\$'000	Non-cash changes			At the end of financial year US\$'000
					Amortised finance cost US\$'000	Finance cost – interest expense and others US\$'000	Foreign exchange movement US\$'000	
<b>2023</b>								
Borrowings	72,712	31,756	(47,837)	(261)	–	54	(820)	55,604
Interest payable	210	–	–	(3,631)	–	3,664	8	251
<b>2022</b>								
Borrowings	83,841	8,275	(16,875)	–	60	–	(2,589)	72,712

## 15. Accounts payables

The accounts payables are non-interest bearing and are normally settled on 30 days' term.

# NOTES TO THE CONSOLIDATED FINANCIAL STATEMENTS

For the financial year ended 31 December 2023

## 16. Revenue

	<b>Group</b>	
	<b>2023</b>	<b>2022</b>
	US\$'000	US\$'000
Asset management and administration fees	3,012	3,219
Arrangement and agency fees	617	1,882
Brokerage commission	907	1,172
Incentive fee	133	323
Total fee income	4,669	6,596
Add: Non-lease component of charter hire income	18,607	22,428
Add: Sale of properties under development	12,130	8,658
Total revenue from contract with customers	<u>35,406</u>	<u>37,682</u>

## 17. Investment returns

	<b>Group</b>	
	<b>2023</b>	<b>2022</b>
	US\$'000	US\$'000
Realised gain on investment property	929	–
Realised gain/(loss) on investments:		
- Shipping	2,677	2,066
- Commercial office/industrial buildings	(37)	–
- Small residential property developments	282	784
- Others	158	–
Property rental income	628	661
Fair value adjustment on investments:		
- Shipping	–	(77)
- Commercial office/industrial buildings	(2,062)	1,168
- Small residential property developments	(19)	85
- Others	62	25
	<u>2,618</u>	<u>4,712</u>

# NOTES TO THE CONSOLIDATED FINANCIAL STATEMENTS

For the financial year ended 31 December 2023

## 18. Interest income and expense

	Group	
	2023 US\$'000	2022 US\$'000
Interest income from:		
- Cash and cash equivalents	585	195
- Bridging loans	1	13
	<u>586</u>	<u>208</u>
Interest expense on:		
- Borrowings	3,606	2,641
- Lease liabilities (Note 27(b))	14	104
	<u>3,620</u>	<u>2,745</u>

## 19. Employee benefits expenses

	Group	
	2023 US\$'000	2022 US\$'000
Salaries and benefits	6,430	10,340
Contributions to defined contribution plans	256	260
	<u>6,686</u>	<u>10,600</u>

# NOTES TO THE CONSOLIDATED FINANCIAL STATEMENTS

For the financial year ended 31 December 2023

## 20. Other expenses

The following items have been included in arriving at other expenses:

	Note	Group	
		2023 US\$'000	2022 US\$'000
Operating lease expenses		291	400
Direct operating expenses arising from investment properties	5	86	70
Business development expenses		512	401
Professional services fees		1,684	1,638
Audit fee to auditors of the Company and other firms affiliated with KPMG International Limited (2022: Ernst and Young LLP)		349	383
Audit fee to other auditors		2	5
Non-audit fee to auditors of the Company and other firms affiliated with KPMG International Limited (2022: Ernst and Young LLP)		6	5
Non-audit fee to other auditors		2	–
Tax and public dues		119	158
Printing, stationery and library fees		169	153
Miscellaneous		299	328
		<u>3,519</u>	<u>3,541</u>

## 21. Income tax

The Group's taxes on assessable profits have been calculated at tax rates prevailing in the countries in which the Group operates, based on existing legislation, interpretations and practices in respect thereof.

### (a) Income tax

	Note	Group	
		2023 US\$'000	2022 US\$'000
<b>Current tax</b>			
Current income taxation		1,171	1,093
Over-provision in respect of prior years		(27)	(2)
		<u>1,144</u>	<u>1,091</u>
<b>Deferred tax</b>			
Origination and reversal of temporary difference		20	(51)
Utilisation of previously unrecognised tax losses		(3)	(1)
	21(b)	<u>17</u>	<u>(52)</u>
Total tax expense for the year		<u>1,161</u>	<u>1,039</u>



# NOTES TO THE CONSOLIDATED FINANCIAL STATEMENTS

For the financial year ended 31 December 2023

## 21. Income tax (cont'd)

### (a) Income tax (cont'd)

A reconciliation between tax expense of the Group applicable to profit before tax using applicable rates and the tax expense for the year is as follows:

	<b>Group</b>	
	<b>2023</b>	<b>2022</b>
	US\$'000	US\$'000
Profit before tax	6,224	28,928
Tax at domestic rates applicable to individual group entities	1,332	5,051
Tax effects of:		
Expenses not deductible for the tax purposes	11,046	9,542
Income not subject to tax	(11,465)	(14,491)
Utilisation of previously unrecognised tax losses	(3)	(1)
Deferred tax assets not recognised	324	969
Partial tax exemption and tax relief	(22)	(37)
Over-provision in respect of prior years	(27)	(2)
Others	(24)	8
Tax expense for the year	1,161	1,039

### (b) Deferred tax

The movements in deferred tax assets during the years were as follows:

	<b>Note</b>	<b>Group</b>	
		<b>2023</b>	<b>2022</b>
		US\$'000	US\$'000
At 1 January		260	158
Recognised in profit or loss	21(a)	(54)	125
Currency translation differences		(17)	(23)
At 31 December		189	260

# NOTES TO THE CONSOLIDATED FINANCIAL STATEMENTS

For the financial year ended 31 December 2023

## 21. Income tax (cont'd)

### (b) Deferred tax (cont'd)

The movements in deferred tax liabilities during the years were as follows:

	Note	Group	
		2023 US\$'000	2022 US\$'000
At 1 January		(576)	(550)
Recognised in profit or loss	21(a)	37	(73)
Currency translation differences		14	47
At 31 December		<u>(525)</u>	<u>(576)</u>

#### *Unrecognised tax losses*

At the end of the reporting period, the Group has tax losses of approximately US\$31.3 million (2022: US\$29.3 million) that are available for offset against future taxable profits of the companies in which the losses arose, for which no deferred tax asset is recognised due to uncertainty of its recoverability. The use of these tax losses is subject to the agreement of the tax authorities and compliance with certain provisions of the tax legislation of the respective countries in which the companies operate. The tax losses as at 31 December 2023 and 2022 have no expiry date.

#### *Unrecognised temporary differences relating to investments in subsidiaries and joint venture*

At the end of the reporting period, no deferred tax liability (2022: Nil) has been recognised for taxes that would be payable on the undistributed earnings of certain of the Group's subsidiaries and joint venture as the Group has determined that undistributed earnings of its subsidiaries will not be distributed in the foreseeable future and the joint venture of the Group cannot distribute its earnings until it obtains the consent of both the venturers. At the end of the reporting period, the Group does not foresee giving such consent. Such temporary differences for which no deferred tax liability has been recognised aggregate to US\$22.6 million (2022: US\$22.0 million). The deferred tax liability is estimated to be US\$1.4 million (2022: US\$1.4 million).

#### *Tax consequences of proposed dividends*

There are no income tax consequences (2022: Nil) attached to the dividends to the shareholders proposed by the Company but not recognised as a liability in the financial statements (Note 22).

# NOTES TO THE CONSOLIDATED FINANCIAL STATEMENTS

For the financial year ended 31 December 2023

## 22. Dividends

	Group and Company	
	2023	2022
	US\$'000	US\$'000
<b>Declared and paid during the financial year:</b>		
<i>Dividends on ordinary shares:</i>		
- Final dividend for 2022: SG cents 3.00 per share (S\$2.36 million) (2021: SG cents 3.00 per share (S\$2.36 million))	1,763	1,697
- Special dividend for 2022: SG cents 5.00 per share (S\$3.93 million) (2021: SG cents 2.00 per share (S\$1.57 million))	2,939	1,131
- Interim dividend for 2023: SG cents 2.20 per share (S\$1.73 million) (2022: SG cents 6.50 per share (S\$5.11 million))	1,280	3,648
	<u>5,982</u>	<u>6,476</u>

	Group and Company	
	2023	2022
	SGD'000	SGD'000
<b>Proposed but not recognised as a liability as at 31 December:</b>		
<i>Dividends on ordinary shares, subject to shareholders' approval at the AGM:</i>		
- Final dividend for 2023: SG cents 2.20 per share (2022: SG cents 3.00 per share)	1,729	2,358
- Special dividend for 2023: SG cents nil per share (2022: SG cents 5.00 per share)	-	3,930
	<u>1,729</u>	<u>6,288</u>

## 23. Earnings per share

Basic and diluted earnings per share is calculated by dividing the profit attributable to owners of the parent by the weighted average number of ordinary shares in issue during the year.

The following table reflects the profit and share data used in computation of basic and diluted earnings per share for the financial year ended 31 December:

	Group	
	2023	2022
Weighted average number of ordinary shares in issue ('000)	<u>78,600</u>	<u>78,600</u>
Profit attributable to owners of the parent (US\$'000)	<u>5,007</u>	<u>27,783</u>
Earnings per share (US cents per share) - basic and diluted	<u>6.37</u>	<u>35.35</u>

# NOTES TO THE CONSOLIDATED FINANCIAL STATEMENTS

For the financial year ended 31 December 2023

## 24. Reserves

### (a) Hedging reserve

Hedging reserve represents the gains or losses of the cash flow hedge of derivative financial instruments until the hedged financial income or financial expense is recognised or when a forecast event occurs.

### (b) Translation reserve

Translation reserve represents exchange differences arising from translation of the financial statements of foreign operations whose functional currencies are different from that of the Group's presentation currency.

### (c) Capital reserve

Capital reserve arose as a result of changes in the ownership interests of subsidiaries that do not result in a loss of control and were accounted for as equity transactions.

## 25. Investment in subsidiary

	Company	
	2023	2022
	US\$'000	US\$'000
Unlisted shares, at cost	113,002	113,022

### (a) Details of principal investment in subsidiaries

Details of the principal subsidiaries within the Group as at 31 December 2023 and 2022 are as follows:

Name	Note	Country/ place of incorporation	Proportion of ownership interest		Principal activities and place of operation
			2023	2022	
			%	%	
<b>Held by the Company:</b>					
Uni-Asia Holdings Limited	(i)	Cayman Islands	100.0	100.0	Investment holding, Hong Kong
<b>Held through Uni-Asia Holdings Limited:</b>					
Uni-Asia Shipping Limited	(i)	Hong Kong	100.0	100.0	Ship investment holding, Hong Kong
Uni-Asia Capital (Singapore) Limited	(i)	Singapore	100.0	100.0	Ship chartering arrangement, Singapore
Uni-Asia Capital Company Limited	(i)	Hong Kong	100.0	100.0	Property investment, Hong Kong

# NOTES TO THE CONSOLIDATED FINANCIAL STATEMENTS

For the financial year ended 31 December 2023

## 25. Investment in subsidiary (cont'd)

### (a) Details of principal investment in subsidiaries (cont'd)

Name	Note	Country/ place of incorporation	Proportion of ownership interest		Principal activities and place of operation
			2023 %	2022 %	
<b>Held through Uni-Asia Holdings Limited: (cont'd)</b>					
Uni Ships and Management Limited	(i)	Hong Kong	100.0	100.0	Project management, accounting and administration services, Hong Kong
Uni-Asia Investment Ltd	(v)	Japan	100.0	100.0	Property investment, Japan
Uni-Asia Capital (Japan) Ltd	(v)	Japan	100.0	100.0	Investment advisory and asset management, Japan
Fulgida Bulkship S.A.	(i)	Panama	100.0	100.0	Ship owning and chartering, Panama
Joule Asset Management (Pte.) Limited	(i)	Singapore	100.0	100.0	Ship owning and chartering, Singapore
<b>Indirectly held:</b>					
Hope Bulkship S.A.	(i)	Panama	100.0	100.0	Ship owning and chartering, Panama
Imperial Bulkship S.A.	(i)	Panama	100.0	100.0	Ship owning and chartering, Panama
Jade Bulkship S.A.	(i)	Panama	100.0	100.0	Ship owning and chartering, Panama
Karat Bulkship S.A.	(i)	Panama	100.0	100.0	Ship owning and chartering, Panama
Jubilee Bulkship S.A.	(i)	Panama	100.0	100.0	Ship owning and chartering, Panama
Mable Bulkship S.A.	(i)	Panama	100.0	100.0	Ship owning and chartering, Panama
Nora Bulkship S.A.	(i)	Panama	100.0	100.0	Ship owning and chartering, Panama
Regina Bulkship S.A.	(i)	Panama	100.0	100.0	Ship owning and chartering, Panama



# NOTES TO THE CONSOLIDATED FINANCIAL STATEMENTS

For the financial year ended 31 December 2023

## 25. Investment in subsidiary (cont'd)

### (a) Details of principal investment in subsidiaries (cont'd)

Name	Note	Country/ place of incorporation	Proportion of ownership interest		Principal activities and place of operation
			2023 %	2022 %	
<b>Indirectly held: (cont'd)</b>					
Wealth Ocean Ship Management (Shanghai) Co., Ltd	(iii)	People's Republic of China ("PRC")	51.0	51.0	Ship management, PRC
Uni-Asia Guangzhou Property Management Company Limited	(iv)	PRC	100.0	100.0	Property investment, PRC
United Wise Capital Investment Limited	(ii)	Hong Kong	–#	69.6	Property investment, Hong Kong

#### Notes

- (i) Audited by KPMG LLP, Singapore;
- (ii) Audited by Ernst & Young, Hong Kong;
- (iii) Audited by 上海光华会计师事务所, PRC;
- (iv) Audited by 广州正大中信会计师事务所, PRC;
- (v) Not required to be audited under the laws of the country of incorporation
- # In the process of liquidation (Note 26)

The table in above lists the subsidiaries of the Company which, in the opinion of the directors, principally affected the results for the year or formed a substantial portion of the net assets of the Group. To give details of other subsidiaries would, in the opinion of the directors, result in particulars of excessive length.

#### Compliance with Rule 1207(6) of the SGX-ST Listing Manual

In appointing the audit firms for the Group, the Audit Committee and the Board of Directors of the Company are satisfied that the Group has complied with Listing Rules 712, 715 and 716.

- (b) The amounts due from subsidiary are unsecured, interest-free and repayable on demand. These are separately classified under "current assets".

Conversely, the amount due to subsidiary is unsecured, interest-bearing at fixed rate of 1.5% (2022: 1.5%) and repayable in 2025. The effect of discounting is not material, and henceforth, the carrying value continues to approximate the fair value.

- (c) Corporate guarantees provided to banks/lenders for loans taken by subsidiaries amounted to US\$50.8 million (2022: US\$59.8 million). In measuring the fair value of the corporate guarantees, the Company uses discounted cash flows model which takes into account the expected default rate of the subsidiaries and expected recoveries in the event of default. The Company concluded that the fair value of intra-group corporate guarantee is insignificant as the probability of default is remote.

# NOTES TO THE CONSOLIDATED FINANCIAL STATEMENTS

For the financial year ended 31 December 2023

## 26. Deconsolidation of consolidated entities

During the year ended 31 December 2023, the following consolidated entities were deconsolidated:

- (a) The Group dissolved the investments in GK Alero 57 (2022: GK Alero 43, GK Alero 50 and GK Alero 52). The consolidated entities were dormant following the disposal of their investment in small residential properties.
- (b) A 69.57% owned subsidiary, United Wise Capital Investment Limited was in the process of being liquidated following the disposal of its Hong Kong property investment and all proceeds had been received by the Group. The loss on deconsolidation of consolidated entity of US\$93,000 (2022: US\$Nil) was included in investment returns – realised gain/(loss) on investments in profit or loss.

## 27. Leases

### Group as a lessee

#### (a) Right-of-use assets

The Group has lease contracts for office properties with remaining lease term of 1 year (2022: 2 years).

The Group applies the ‘short-term lease’ and ‘lease of low-value assets’ recognition exemptions for leases of office properties.

The movements in the right-of-use assets during the period are as follows:

Group	Vessel US\$'000	Office properties US\$'000	Total US\$'000
<b>Cost</b>			
As at 1 January 2022	3,379	1,938	5,317
Additions	–	307	307
Written off	–	(488)	(488)
Currency translation differences	–	(69)	(69)
As at 31 December 2022 and 1 January 2023	3,379	1,688	5,067
Additions	–	3	3
Derecognition of right-of-use asset	(3,379)	–	(3,379)
Currency translation differences	–	(20)	(20)
As at 31 December 2023	–	1,671	1,671

# NOTES TO THE CONSOLIDATED FINANCIAL STATEMENTS

For the financial year ended 31 December 2023

## 27. Leases (cont'd)

### Group as a lessee (cont'd)

#### (a) Right-of-use assets (cont'd)

Group	Vessel US\$'000	Office properties US\$'000	Total US\$'000
<b>Accumulated depreciation</b>			
As at 1 January 2022	(2,483)	(548)	(3,031)
Additions	(828)	(642)	(1,470)
Written off	–	463	463
Currency translation differences	–	51	51
As at 31 December 2022 and 1 January 2023	(3,311)	(676)	(3,987)
Additions	(68)	(583)	(651)
Derecognition of right-of-use asset	3,379	–	3,379
Currency translation differences	–	8	8
As at 31 December 2023	–	(1,251)	(1,251)
<b>Carrying amounts</b>			
As at 31 December 2022	68	1,012	1,080
As at 31 December 2023	–	420	420

Company	Office properties US\$'000
<b>Cost</b>	
As at 1 January 2022, 31 December 2022 and 1 January 2023	393
Additions	3
As at 31 December 2023	396
<b>Accumulated depreciation</b>	
As at 1 January 2022	(11)
Additions	(131)
As at 31 December 2022 and 1 January 2023	(142)
Additions	(133)
As at 31 December 2023	(275)
<b>Carrying amounts</b>	
As at 31 December 2022	251
As at 31 December 2023	121

# NOTES TO THE CONSOLIDATED FINANCIAL STATEMENTS

For the financial year ended 31 December 2023

## 27. Leases (cont'd)

### Group as a lessee (cont'd)

#### (b) Lease liabilities

	Group		Company	
	2023	2022	2023	2022
	US\$'000	US\$'000	US\$'000	US\$'000
<b>Non-current</b>	39	504	–	125
<b>Current</b>	462	599	129	134

The movements in the lease liabilities during the period are as follows:

	Group	
	2023	2022
	US\$'000	US\$'000
As at 1 January	1,103	4,439
Additions	3	307
Accretion of interest	14	104
Written off	–	(25)
Payment of lease liabilities	(605)	(3,700)
Currency translation difference	(14)	(22)
As at 31 December	501	1,103

The Group had total cash outflows for leases of US\$0.6 million (2022: US\$3.7 million) in 2023.

The maturity analysis of lease liabilities is disclosed in Note 28(c).

The effective annual interest rates of the lease liabilities range from approximately 1.74% to 5.00% (2022: 1.35% to 5.00%).

# NOTES TO THE CONSOLIDATED FINANCIAL STATEMENTS

For the financial year ended 31 December 2023

## 27. Leases (cont'd)

### Group as a lessee (cont'd)

#### (b) Lease liabilities (cont'd)

The following are the amounts recognised in profit or loss:

	<b>Group</b>	
	<b>2023</b>	<b>2022</b>
	US\$'000	US\$'000
Depreciation expense of right-of-use assets	(651)	(1,470)
Interest expense on leases liabilities	(14)	(104)
Expense relating to short-term leases (included in operating lease expenses)	(8)	(32)
Expense relating to leases of low-value assets (included in operating lease expenses)	(98)	(112)
Variable lease payments (included in other expenses)	(68)	(49)
Total amount recognised in profit or loss	<u>(839)</u>	<u>(1,767)</u>

## 28. Financial risk management

The Group has exposure to the following risks arising from financial instruments:

- market risk (which includes currency risk, interest rate risk and price risk)
- credit risk
- liquidity risk

This note presents information about the Group's exposure to each of the above risks, the Group's objectives, policies and processes for measuring and managing risk, and the Group's management of capital.

The Board of Directors has overall responsibility for the establishment and oversight of the Group's risk management framework. The Group Audit Committee oversees how management monitors compliance with the Group's risk management policies and procedures, and reviews the adequacy of the risk management framework in relation to the risks faced by the Group. The Group Audit Committee is assisted in its oversight role by Internal Audit. Internal Audit undertakes both regular and ad hoc reviews of risk management controls and procedures, the results of which are reported to the Audit Committee.

The Group's Management Committee manages the Group's risk management policies and procedures, and ensures that the Group responds swiftly to changes in risks. Sub-committees are established to assess risks on a more frequent basis.



# NOTES TO THE CONSOLIDATED FINANCIAL STATEMENTS

For the financial year ended 31 December 2023

## 28. Financial risk management (cont'd)

### (a) Market risk

Market risk is the risk that the value of a financial instrument and investments will fluctuate as a result of changes in market prices, whether those changes are caused by factors specific to the individual financial instrument or factors affecting all financial instruments traded in or indexed to a market. The Group is exposed to market risk on financial instruments and investments that are valued at market prices which primarily consist of investments in shipping and properties, and borrowings.

#### (i) Currency risk

The Group's revenue and expenses are mainly denominated in the respective functional currencies of Group entities. The Group's main exposure to currency risk is on borrowings that are denominated in a currency other than the respective functional currencies of Group entities. This pertains to foreign exchange risk related to the principal amounts of the Group's JPY bank loans taken by USD functional currency Group entities. The Group may use forward exchange contracts to hedge its currency risk, most with a maturity of less than one year from the reporting date. Such contracts generally are designated as cash flow hedges.

Interest on borrowings is denominated in the currency of the borrowing. Generally, borrowings are denominated in currencies that match the cash flows generated by the underlying operations of the Group, primarily USD, but also JPY and HKD. This provides an economic hedge without derivatives being entered into and therefore hedge accounting is not applied in these circumstances.

In respect of other monetary assets and liabilities denominated in a currency other than the respective functional currencies of Group entities, such exposure is small, but when necessary, the Group will ensure its net exposure is kept to an acceptable level by buying or selling foreign currencies at spot rates when necessary to address short-term imbalances.

The Group is also exposed to currency translation risk arising from its net investments in foreign operations including Japan and People's Republic of China. These net investments are not hedged as such investments are long term in nature.

The summary of quantitative data about the Group's exposure to currency risk that are denominated in a currency other than the respective functional currencies of Group entities is as follows:

#### JPY denominated balances

	Group	
	2023	2022
	US\$'000	US\$'000
Accounts receivable	18	–
Cash and bank balances	1,326	7,683
Borrowings	(3,679)	(8,135)
Other payables and accruals	(518)	(234)
Net exposure	<u>(2,853)</u>	<u>(686)</u>

# NOTES TO THE CONSOLIDATED FINANCIAL STATEMENTS

For the financial year ended 31 December 2023

## 28. Financial risk management (cont'd)

### (a) Market risk (cont'd)

#### (i) Currency risk (cont'd)

##### JPY denominated balances (cont'd)

Assuming a 5% change in USD against the JPY with all other variables being held constant, the effects arising from the net exposure will be as follows:

	<b>Group</b>	
	<b>Profit before tax</b>	
	<b>2023</b>	<b>2022</b>
	US\$'000	US\$'000
USD against JPY:		
- Strengthened	136	33
- Weakened	(150)	(36)

#### (ii) Interest rate risk

Interest rate risk is the risk that the value of a financial instrument will fluctuate from changes in market interest rates and the cash flow risks associated with the variability of cash flows from floating rate financial instruments. The Group is exposed to interest rate risk from interest rate re-pricing differences between loans, borrowings and cash and cash equivalents.

The Group's cash balances are kept in interest bearing current accounts and on term deposits to maximise the level of return while maintaining an adequate level of liquidity. The Group's borrowings at variable rates are denominated in USD and JPY.

The Group may manage its interest rate risk through the use of interest rate swaps. These are commitments to exchange one set of cash flows for another. Swaps result in an economic exchange of currencies or interest rates (e.g., fixed rate for floating rate) or a combination of all these (i.e., cross-currency interest rate swaps).

As at 31 December 2023, if USD market interest rates had been 100 basis point higher/lower with other variables held constant, profit before tax for the year would have been US\$227,000 lower/higher (2022: profit before tax for the year would have been US\$124,000 lower/higher), mainly as a result of higher/lower net interest expense incurred on floating rate financial instruments after taking into account the effect of interest rate swaps.

As at 31 December 2023, if JPY market interest rates had been 10 basis point (2022: 40 basis point) higher/lower with other variables held constant, profit before tax for the year would have been US\$4,000 higher/lower (2022: profit before tax for the year would have been US\$15,000 higher/lower), mainly as a result of higher/lower net interest expense incurred on floating rate financial instruments.

# NOTES TO THE CONSOLIDATED FINANCIAL STATEMENTS

For the financial year ended 31 December 2023

## 28. Financial risk management (cont'd)

### (a) Market risk (cont'd)

#### (iii) Price risk

The Group is exposed to price risk on shipping and property investments (including investment properties) because the investments are classified on the balance sheets at fair value through profit or loss. The Group seeks to manage such risk exposure by keeping a balanced portfolio, performing due diligence procedures, conducting routine analysis and updates on the market and investing through specialised fund structures. The Group maintains a diversified investment portfolio in shipping, residential, commercial office and industrial building and other alternative asset classes.

Assuming the changes in prices as individually applied to the respective investments below with all other variables including tax rate being held constant, the effect on the Group's investment portfolio would be as follows:

	2023		2022	
	Effect on portfolio US\$'million	Portfolio percentage %	Effect on portfolio US\$'million	Portfolio percentage %
<b>Investments in:</b>				
Shipping entities (Change of 5% (2022: 1%))	0.1	3	–*	3
Entities holding small residential property development projects in Japan (Change of 1% (2022: 1%))	0.1	22	0.2	36
Entities holding commercial office/ industrial building developments in Hong Kong (Change of 10%; (2022: 1%))	3.1	66	0.3	55

\* Amount less than US\$0.1 million

### (b) Credit risk

Credit risk is the risk of loss resulting from the failure of counterparties to meet the terms of their obligations under a financial instrument or customer contract. The Group is exposed to credit risk from accounts receivable and rental deposits, deposits with banks and financial institutions, foreign exchange transactions, other financial instruments and counterparty default risk from investing activities. The Group seeks to minimise these risks by performing detailed reviews of loan counterparties or asset issuers and by either selling on participated loans to other parties or entering into offsetting loans payable when management wishes to preserve the Group's liquidity.

The Group deals only with customers of good credit standing and the loans are currently extended only to investees or related companies.

The bank balances and pledged deposits are deposited with creditworthy banks with no recent history of default.

# NOTES TO THE CONSOLIDATED FINANCIAL STATEMENTS

For the financial year ended 31 December 2023

## 28. Financial risk management (cont'd)

### (b) Credit risk (cont'd)

The Group assesses impairment at the individual exposure level and performs a detailed credit review on the counterparty and assesses the risk of default based on available financial information, account conduct and industry information that are determined to be forward looking in nature. The Group determines that the risk of default has significantly increased for a particular counterparty based on financial indicators such as negative working capital, net losses or net operating cash outflows for a prolonged period. As a practical expedient, where market data is available for certain individual exposures such as credit default swap (“CDS”) prices on the counterparties issued debt securities, a threshold is determined whereby CDS price increases beyond that set threshold is used as a criteria to determine significant increases in credit risk. In addition, as a backstop, the Group and Company considers significant increases in credit risk to have occurred no later than when an asset is more than 60 days past due. Where the risk of default has increased significantly since origination for a particular exposure, the Group and Company reclassifies the exposure to the “underperforming exposures” category, in line with its accounting policy.

For all credit exposures, the Group and Company considers default to have occurred no later than when an asset is more than 60 days past due. For the current financial year, there were no credit exposures that were written off or modified.

ECLs are calculated using three main components, i.e. a probability of default (PD), a loss given default (LGD) and an exposure at default (EAD). These parameters are derived from available market data such as CDS prices, PD models based on financial information of comparable companies, historical default research and studies conducted by third party credit rating agencies and the Group’s own historical loss experience, combined with current and forward-looking customer and industry information. For accounting purposes, the 12-months and lifetime PD represent the expected point-in-time probability of a default over the next 12 months and remaining lifetime of the financial instrument, respectively, based on conditions existing at the balance sheet date and future economic conditions that affect credit risk. The LGD represents expected loss conditional on default, taking into account the mitigating effect of collateral, its expected value when realised and the time value of money. The EAD represents the expected exposure at default, taking into account the repayment of principal and interest from the balance sheet date to the default event.

ECL is measured over the maximum contractual period over which the Group and Company is exposed to credit risk. The maximum contractual period extends to the date at which the Group and Company has the right to require repayment of a loan or receivable or terminate a loan commitment or guarantee.

The Group does not provide any corporate guarantees for any credit facilities issued by financial institution for borrowing of investee company as at 31 December 2023 and 2022.

All financial assets were either “performing exposures” for those measured for ECL under the general approach or unimpaired for those where the simplified approach was used. There were no financial assets that moved between stages and no new impaired financial assets in the financial year ended 31 December 2023 and 2022.

# NOTES TO THE CONSOLIDATED FINANCIAL STATEMENTS

For the financial year ended 31 December 2023

## 28. Financial risk management (cont'd)

### (c) Liquidity risk

The Group manages liquidity risk by maintaining sufficient cash and marketable securities and the availability of funding through an adequate amount of committed credit facilities and the ability to close out market positions in order to meet ongoing normal operating commitment and capital investment requirement. The table below analyses the maturity profile of the Group's financial liabilities (including derivative financial instruments) based on contractual undiscounted cash flows:

Group	Less than 1 year US\$'000	1 year to 5 years US\$'000	Over 5 years US\$'000	Total US\$'000
<b>2023</b>				
<b>Non-derivative cash flows</b>				
<b>Financial liabilities</b>				
Borrowings (including interests)	15,072	39,339	11,521	65,932
Lease liabilities (including interests)	465	39	–	504
Due to Tokumei Kumiai investors	205	–	–	205
Accounts payables, other payables and accruals*	4,269	–	–	4,269
	20,011	39,378	11,521	70,910
<b>2022</b>				
<b>Non-derivative cash flows</b>				
<b>Financial liabilities</b>				
Borrowings (including interests)	33,579	39,225	5,346	78,150
Lease liabilities (including interests)	613	508	–	1,121
Due to Tokumei Kumiai investors	911	–	–	911
Accounts payables, other payables and accruals*	7,544	–	–	7,544
	42,647	39,733	5,346	87,726
<b>Derivative cash flows</b>				
Cash inflows	372	–	–	372
Cash outflows	(333)	–	–	(333)
	39	–	–	39

\* Excludes deferred income



# NOTES TO THE CONSOLIDATED FINANCIAL STATEMENTS

For the financial year ended 31 December 2023

## 28. Financial risk management (cont'd)

### (c) Liquidity risk (cont'd)

Company	Less than 1 year US\$'000	1 year to 5 years US\$'000	Over 5 years US\$'000	Total US\$'000
<b>2023</b>				
<b>Non-derivative cash flows</b>				
<b>Financial liabilities</b>				
Amount due to subsidiaries	34	1,000	–	1,034
Lease liabilities (including interests)	131	–	–	131
Other payables and accruals	370	–	–	370
Intra-group financial guarantees	50,777	–	–	50,777
	51,312	1,000	–	52,312
<b>2022</b>				
<b>Non-derivative cash flows</b>				
<b>Financial liabilities</b>				
Amount due to subsidiaries	19	1,000	–	1,019
Lease liabilities (including interests)	137	126	–	263
Other payables and accruals	703	–	–	703
Intra-group financial guarantees	59,783	–	–	59,783
	60,642	1,126	–	61,768

### (d) Capital management

In the near term, the Group's objective in managing capital is to maintain an optimal capital structure in order to expand the size of the Group's investment portfolio. In order to maintain or achieve an optimal capital structure, the Group may adjust the amount of dividend payment, return capital to shareholders, issue new shares, buy back issued shares, obtain new borrowings or sell investments to reduce borrowings. The Group conducts regular cash flow analysis to determine the capital requirement of each department and the cash flow and financial position of all business activities in order to closely monitor the cash flow and capital structure of the Group. The Group may monitor capital using the gearing ratio, which is net debt divided by total equity.

# NOTES TO THE CONSOLIDATED FINANCIAL STATEMENTS

For the financial year ended 31 December 2023

## 28. Financial risk management (cont'd)

### (d) Capital management (cont'd)

	Group	
	2023 US\$'000	2022 US\$'000
Borrowings (including interests)	65,932	78,150
Less: cash and bank balances	(38,260)	(47,069)
Net debt	27,672	31,081
Total equity	148,891	151,171
Gearing ratio	18.6%	20.6%

## 29. Assets and liabilities measured at fair value

Financial instruments at fair value through profit or loss are designated upon initial recognition except for derivatives that are designated as hedges.

The carrying value of financial instruments by classes as at the end of the reporting period are as follows:

Group	Financial assets at amortised cost US\$'000	Financial liabilities at amortised cost US\$'000	Financial assets at fair value through profit or loss US\$'000
<b>2023</b>			
<b>Financial assets</b>			
Investments - unlisted	–	–	37,798
Rental deposit	171	–	–
Accounts receivable	1,008	–	–
Deposits and other receivables	1,200	–	–
Cash and bank balances	38,260	–	–
	<u>40,639</u>	<u>–</u>	<u>37,798</u>
<b>Financial liabilities</b>			
Borrowings	–	(55,604)	–
Due to Tokumei Kumiai investors	–	(205)	–
Accounts payables, other payables and accruals*	–	(4,593)	–
	<u>–</u>	<u>(60,402)</u>	<u>–</u>

\* Excludes deferred income

# NOTES TO THE CONSOLIDATED FINANCIAL STATEMENTS

For the financial year ended 31 December 2023

## 29. Assets and liabilities measured at fair value (cont'd)

Group	Financial assets at amortised cost US\$'000	Financial liabilities at amortised cost US\$'000	Financial assets at fair value through profit or loss US\$'000	Derivative used for hedging US\$'000
<b>2022</b>				
<b>Financial assets</b>				
Investments - unlisted	–	–	33,230	–
Rental deposit	202	–	–	–
Derivative financial instruments	–	–	–	66
Accounts receivable	596	–	–	–
Deposits and other receivables	1,873	–	–	–
Cash and bank balances	47,069	–	–	–
	49,740	–	33,230	66
<b>Financial liabilities</b>				
Borrowings	–	(72,712)	–	–
Due to Tokumei Kumiai investors	–	(911)	–	–
Derivative financial instruments	–	–	–	(56)
Accounts payables, other payables and accruals*	–	(7,892)	–	–
	–	(81,515)	–	(56)

\* Excludes deferred income

# NOTES TO THE CONSOLIDATED FINANCIAL STATEMENTS

For the financial year ended 31 December 2023

## 29. Assets and liabilities measured at fair value (cont'd)

Company	Financial assets at amortised cost	Financial liabilities at amortised cost
	US\$'000	US\$'000
<b>2023</b>		
<b>Financial assets</b>		
Amounts due from subsidiary	2,950	-
Deposits and other receivables	62	-
Cash and bank balances	347	-
	<u>3,359</u>	<u>-</u>
<b>Financial liabilities</b>		
Amounts due to subsidiary	-	(1,034)
Other payables and accruals	-	(370)
	<u>-</u>	<u>(1,404)</u>
<b>2022</b>		
<b>Financial assets</b>		
Amounts due from subsidiary	7,060	-
Deposits and other receivables	46	-
Cash and bank balances	129	-
	<u>7,235</u>	<u>-</u>
<b>Financial liabilities</b>		
Amounts due to subsidiary	-	(1,019)
Other payables and accruals	-	(703)
	<u>-</u>	<u>(1,722)</u>

# NOTES TO THE CONSOLIDATED FINANCIAL STATEMENTS

For the financial year ended 31 December 2023

## 29. Assets and liabilities measured at fair value (cont'd)

### (a) Fair value hierarchy

The Group categorises fair value measurements using a fair value hierarchy that is depended on the valuation inputs used as follows:

- Level 1 - Quoted prices (unadjusted) in active markets for identical assets or liabilities;
- Level 2 - Inputs other than quoted prices included within Level 1 that are observable for the assets or liabilities, either directly (i.e., as prices) or indirectly (i.e., derived from prices); and
- Level 3 - Inputs for the assets or liabilities that are not based on observable market data (i.e., unobservable inputs).

Analysis of each class of assets and liabilities measured at fair value by level of fair value hierarchy as at the end of the reporting period was as follows:

Group	Level 1 US\$'000	Level 2 US\$'000	Level 3 US\$'000	Total US\$'000
<b>2023</b>				
<b>Recurring fair value measurements</b>				
<i>Financial assets</i>				
<u>Fair value through profit or loss</u>				
Unlisted shares				
- Shipping	-	-	1,575	1,575
- Residential	-	-	55	55
- Commercial office/industrial buildings	-	-	30,996	30,996
- Small residential property developments	-	-	2,806	2,806
- Others	-	-	2,366	2,366
	-	-	37,798	37,798
<i>Non-financial assets</i>				
Investment properties	-	-	9,135	9,135
	-	-	46,933	46,933



# NOTES TO THE CONSOLIDATED FINANCIAL STATEMENTS

For the financial year ended 31 December 2023

## 29. Assets and liabilities measured at fair value (cont'd)

### (a) Fair value hierarchy (cont'd)

Group	Level 1 US\$'000	Level 2 US\$'000	Level 3 US\$'000	Total US\$'000
<b>2022</b>				
<b>Recurring fair value measurements</b>				
<i>Financial assets</i>				
<u>Fair value through profit or loss</u>				
Unlisted shares				
- Shipping	–	–	1,581	1,581
- Residential	–	–	59	59
- Commercial office/industrial buildings	–	–	28,274	28,274
- Small residential property developments	–	–	2,387	2,387
- Others	–	–	929	929
<u>Derivatives designated as hedges</u>				
Interest rate swap	–	66	–	66
	–	66	33,230	33,296
<i>Non-financial assets</i>				
Investment properties	–	–	11,816	11,816
	–	66	45,046	45,112
<i>Financial liabilities</i>				
<u>Derivatives designated as hedges</u>				
Cross currency interest rate swap	–	(56)	–	(56)

# NOTES TO THE CONSOLIDATED FINANCIAL STATEMENTS

For the financial year ended 31 December 2023

## 29. Assets and liabilities measured at fair value (cont'd)

### (a) Fair value hierarchy (cont'd)

The movements in fair value measurements in Level 3 during the years were as follows:

Group	Unlisted shares	Investment properties	Total
	US\$'000	US\$'000	US\$'000
At 1 January 2022	28,557	13,085	41,642
Fair value adjustment recognised in profit or loss	1,201	–	1,201
Purchases	3,160	337	3,497
Disposals	(5,660)	–	(5,660)
Investment income received	2,052	–	2,052
Transfers into level 3	4,365	–	4,365
Currency translation differences	(445)	(1,606)	(2,051)
At 31 December 2022 and at 1 January 2023	33,230	11,816	45,046
Fair value adjustment recognised in profit or loss	(2,019)	–	(2,019)
Purchases	7,783	1,493	9,276
Disposals	(948)	(3,500)	(4,448)
Investments income received	(11)	–	(11)
Currency translation differences	(237)	(674)	(911)
At 31 December 2023	37,798	9,135	46,933

During the years 2023 and 2022, there was no transfer of fair value measurements between Levels 1 and 2.

### (b) Level 2 fair value measurements

The following is a description of valuation techniques and inputs used in fair value measurement for assets and liabilities that are categorised within Level 2 of the fair value hierarchy:

#### *Derivative financial instruments*

Cross currency interest rate swap contracts and interest rate swap contracts are valued using a valuation technique with market observable inputs. The most frequently applied valuation techniques include forward pricing and swap models, using present value calculations. The models incorporate various inputs including the credit quality of counterparties, foreign exchange spot and forward rates, interest rate curves and forward rate curves.

# NOTES TO THE CONSOLIDATED FINANCIAL STATEMENTS

For the financial year ended 31 December 2023

## 29. Assets and liabilities measured at fair value (cont'd)

### (c) Level 3 fair value measurements

Description of significant unobservable inputs used in Level 3 fair value measurements are as follows:

Descriptions	Note	Fair value at		Valuation technique	Significant unobservable inputs	Range	
		31 December 2023	31 December 2022			2023	2022
		US\$'000	US\$'000				
<b>Commercial office/industrial building:</b>							
- Unlisted shares	(i)	7,075	4,798	Income approach	Gross development value per square foot	HK\$13,000 – HK\$14,000	HK\$13,000 – HK\$14,000
					Discount rate	5.9%	5.6%
	(i)	23,920	23,476	Market comparable approach	Market transacted prices	Based on 2023 and 2022 observable market data	
					Adjustments on market transaction price based on valuer's assumption <sup>1</sup>	5.0 - 16.0%	5.0 - 20.0%
- Investment properties		1,656	1,690	Market comparable approach	Market transacted prices	Based on 2023 and 2022 observable market data	
<b>Shipping:</b>							
- Unlisted shares	(ii)	1,490	1,490	Income approach	Daily charter rate	US\$10,000 – US\$15,000	US\$8,000 – US\$27,000
					Gross terminal value	US\$12.5 million* – US\$17 million	US\$12.5 million* – US\$14 million
					Discount rate	10.2% – 11.0%	9.2% – 10.0%
<b>Small residential property developments:</b>							
- Investment properties		7,479	10,126	Income approach	<u>Completed property:</u>		
					Discount rate	4.5%	5.8%
					Terminal capitalisation rate	4.6%	4.7%
					Monthly rental per square meter	JPY3,000 – JPY5,000	JPY4,000 – JPY5,000
				Income approach	<u>Property under construction:</u>		
					Gross development value per square meter	–	JPY1.2 million
					Discount rate	–	5%

<sup>1</sup> relevant adjustments are made to account for variation in nature, location or condition of the specific property.

\* before deducted by pre-determined purchase option price, where appropriate.

# NOTES TO THE CONSOLIDATED FINANCIAL STATEMENTS

For the financial year ended 31 December 2023

## 29. Assets and liabilities measured at fair value (cont'd)

### (c) Level 3 fair value measurements (cont'd)

The following table shows the impact on the Level 3 fair value measurement of assets and liabilities that are sensitive to changes in unobservable inputs that reflect reasonably possible alternative assumptions. The positive and negative effects are approximately the same unless stated otherwise.

Note	Descriptions	Significant unobservable inputs	Percentage change	Impact of percentage change in inputs on profit before tax	
				2023 US\$'000	2022 US\$'000
<b>Commercial office/industrial building:</b>					
(i)	- Unlisted shares	Gross development value per square foot	(15%)	(1,245)	(1,131)
		Discount rate	(2%)	63	173
		Adjustments on market transaction price based on valuer's assumption	(20%)	(8,080)	(7,528)
<b>Shipping:</b>					
(ii)	- Unlisted shares	Daily charter rate	5%	600	675
		Gross terminal value	15%	1,517	1,600
		Discount rate	1%	(21)	(14)

### (d) Valuation policies and procedures

Management oversees the Group's financial reporting valuation process and is responsible for setting and documenting the Group's valuation policies and procedures.

For valuation performed by external valuers, management reviews the appropriateness of the valuation methodologies and assumptions adopted as well as evaluates the appropriateness and reliability of the inputs. Where necessary, and prior to adoption of valuation, adjustments are made by Management considering market transactions during the financial year that were not previously considered by external experts.

In selecting the appropriate valuation models and inputs to be adopted for each valuation that uses significant non-observable inputs, external valuation experts calibrate the valuation models and inputs to actual market transactions that are relevant to the valuation if such information are reasonably available.

Significant changes in fair value measurements from period to period are evaluated by management for reasonableness. Key drivers of the changes are identified and assessed for reasonableness against relevant information from independent sources or internal sources if necessary and appropriate.

Management documents and reports its analysis and results of the external valuations to the Board of Directors on a periodic basis.

# NOTES TO THE CONSOLIDATED FINANCIAL STATEMENTS

For the financial year ended 31 December 2023

## 29. Assets and liabilities measured at fair value (cont'd)

**(e) Fair value of financial instruments by classes that are not carried at fair value and whose carrying amounts are reasonable approximation of fair value**

*Accounts receivable, amounts due from subsidiary, other receivables, cash and bank balances, borrowings, due to Tokumei Kumiai investors, accounts payable, amounts due to subsidiary, other payables and accruals*

The carrying amounts of these financial assets and liabilities are reasonable approximation of their fair values due to their short-term nature or that they are floating rate instruments that are re-priced to market interest rates on or near the end of the reporting period.

## 30. Commitments

**(a) Capital commitments**

Capital expenditure contracted for at the end of the reporting period but not recognised in the consolidated financial statements of the Group was as follows:

	<b>Group</b>	
	<b>2023</b>	<b>2022</b>
	US\$'000	US\$'000
Capital commitments in respect of:		
- Investment property under construction	-	492
- Properties under development for sale	-	1,767
	<u>-</u>	<u>1,767</u>

**(b) Operating lease commitments - the Group as lessor**

The Group has entered leases for certain of its investment properties and vessels. These non-cancellable leases have remaining lease terms range from one month to two years (2022: one month to two years).

Future minimum rentals receivable under non-cancellable operating leases as at the end of the reporting period were as follows:

	<b>Group</b>	
	<b>2023</b>	<b>2022</b>
	US\$'000	US\$'000
<u>Rental income from investment properties</u>		
Within one year	344	362
Later than one year and not later than five years	164	116
	<u>508</u>	<u>478</u>
<u>Charter income from vessels</u>		
Within one year	14,914	15,552
	<u>14,914</u>	<u>15,552</u>



# NOTES TO THE CONSOLIDATED FINANCIAL STATEMENTS

For the financial year ended 31 December 2023

## 30. Commitments (cont'd)

### (c) Investment commitments

	<b>Group</b>	
	<b>2023</b>	<b>2022</b>
	US\$'million	US\$'million
Commitments to GK entities (investees)	5.1	2.8
Loan to associate	–	0.4
	5.1	3.2

## 31. Related party transactions

(a) In addition to the information disclosed elsewhere in the consolidated financial statements, the following transactions took place between the Group and related parties in the normal course of business:

<b>Group</b>	<b>Notes</b>	<b>2023</b>			<b>2022</b>		
		<b>Associates</b>	<b>Investee companies<sup>#</sup></b>	<b>Others*</b>	<b>Associates</b>	<b>Investee companies<sup>#</sup></b>	<b>Others*</b>
		US\$'000	US\$'000	US\$'000	US\$'000	US\$'000	US\$'000
<b>Consolidated statement of profit or loss</b>							
Fee income:							
Asset management and administration fee		40	2,217	26	43	2,438	28
Arrangement and agency fee		–	397	16	–	512	1,119
Brokerage commission		–	421	–	–	533	–
Incentive fee		–	133	–	–	323	–
Investment returns:							
Realised gain on investments							
- Shipping		–	2,668	–	–	2,066	–
Property rental income		–	–	–	–	–	75
Interest income from participation in bridging loan	18	–	1	–	–	13	–
<b>Consolidated statement of financial positions</b>							
<b>Current</b>							
Accounts receivable		11	292	2	12	251	3
Other payable		–	21	–	–	–	5

<sup>#</sup> Investee companies extends to the Group's ownership interest therein that are accounted for at fair value through profit or loss. Refer to note 2.4 and 2.5.

\* Others refer to shareholders of the Company, who fit the definition of related parties

# NOTES TO THE CONSOLIDATED FINANCIAL STATEMENTS

For the financial year ended 31 December 2023

## 31. Related party transactions (cont'd)

### (b) Compensation of key management personnel and directors

	Group	
	2023 US\$'000	2022 US\$'000
Short-term benefits	2,113	5,145
Employer's contribution to defined contribution plans	35	36
Other welfare and allowances	476	831
	<u>2,624</u>	<u>6,012</u>

Key management personnel of the Group are those persons having the authority and responsibility for planning, directing, and controlling the activities of the Group.

Included in the above is total compensation to directors of the Group amounting to US\$1.5 million (2022: US\$4.4 million).

The compensation of directors and key management personnel is reviewed by the remuneration committee and is subject to the necessary approval.

## 32. Climate-related risks

The Group identified climate-related risks related to the global transition towards low-carbon or carbon-neutral solutions, and industry-led decarbonisation policies for vessels and properties. In assessing the impact of climate-related risks on the Group's consolidated financial statements, the Group considers if there are near to medium term financial impacts arising from the aforementioned risks. The Group continues to monitor and assess the potential impact of such developments on its operation and financial performance.

## 33. Approval of the financial statements

The financial statements of the Group for the year ended 31 December 2023 were authorised for issue in accordance with a resolution of the directors on 15 March 2024.

## 34. Comparative information

The comparative information of the consolidated financial statements of the Group and statements of financial position and changes in equity of the Company for the year ended 31 December 2023, were audited by another firm of Public and Chartered Accountants.

## 35. Subsequent event

On 6 March 2024, the sale transaction of 'asset held for sale' was completed.

# STATISTICS OF SHAREHOLDINGS

As at 13 March 2024

## SHARE CAPITAL

Number of Issued Shares	:	78,599,987
Class of Shares	:	Ordinary shares
Voting Rights	:	One vote for every ordinary share

The Company has no subsidiary holdings and treasury shares as at 13 March 2024.

## DISTRIBUTION OF SHAREHOLDERS BY SIZE OF SHAREHOLDINGS AS AT 13 MARCH 2024

SIZE OF SHAREHOLDINGS	NO. OF SHAREHOLDERS	% OF SHAREHOLDINGS	NO. OF SHARES	% OF SHAREHOLDINGS
1 - 99	56	1.88	1,872	0.00
100 - 1,000	689	23.07	362,974	0.46
1,001 - 10,000	1,684	56.40	6,918,322	8.80
10,001 - 1,000,000	548	18.35	26,873,414	34.19
1,000,001 - and above	9	0.30	44,443,405	56.55
<b>Grand Total</b>	<b>2,986</b>	<b>100.00</b>	<b>78,599,987</b>	<b>100.00</b>

## TOP 20 LARGEST SHAREHOLDERS AS AT 13 MARCH 2024

	NAME OF SHAREHOLDER	NO. OF SHARES	% OF SHAREHOLDINGS
1	DBS VICKERS SECURITIES (SINGAPORE) PTE LTD	24,295,946	30.91
2	EVERGREEN INTERNATIONAL S.A.	7,031,250	8.95
3	TANAMOTO MICHIO	3,250,468	4.14
4	PHILLIP SECURITIES PTE LTD	2,210,285	2.81
5	DBS NOMINEES PTE LTD	1,774,903	2.26
6	DB NOMINEES (SINGAPORE) PTE LTD	1,634,700	2.08
7	HSBC (SINGAPORE) NOMINEES PTE LTD	1,633,500	2.08
8	YOSHIDA KAZUHIKO	1,342,968	1.71
9	RAFFLES NOMINEES (PTE) LIMITED	1,269,385	1.61
10	NG HWEE KOON	1,000,000	1.27
11	TAN WEY LING	873,400	1.11
12	MOOMOO FINANCIAL SINGAPORE PTE LTD	818,800	1.04
13	CITIBANK NOMINEES SINGAPORE PTE LTD	739,055	0.94
14	YEO SENG BUCK	665,900	0.85
15	IWABUCHI MASAHIRO	645,700	0.82
16	LI YAN	627,400	0.80
17	ANGELINE LIN WILKES @ LIN WENHAN	598,000	0.76
18	LAI WENG KAY	581,800	0.74
19	CHAN CHEE MENG	425,500	0.54
20	MASAKI FUKUMORI	403,580	0.51
	<b>TOTAL</b>	<b>51,822,540</b>	<b>65.93</b>

# STATISTICS OF SHAREHOLDINGS

As at 13 March 2024

## SUBSTANTIAL SHAREHOLDERS AS AT 13 MARCH 2024

as shown in the Company's Register of Substantial Shareholders

Name of Substantial Shareholders	Shareholding registered in name of substantial shareholders and/or nominee		Other shareholdings in which substantial shareholders are deemed to have an interest	
	No. of Shares	% of Issued Shares	No. of Shares	% of Issued Shares
Yamasa Co., Ltd	–	–	23,582,116 <sup>(1)</sup>	30.00%
Evergreen International S.A.	7,031,250	8.95%	–	–

### Note:-

(1) Shares registered in the name of DBS Vickers Securities (Singapore) Pte Ltd

## PUBLIC SHAREHOLDINGS

Based on the information available to the Company as at 13 March 2024, approximately 55.90% of the total number of issued shares of the Company is held by the public and therefore Rule 723 of the Listing rules of the SGX-ST is complied with.

# NOTICE OF ANNUAL GENERAL MEETING

**NOTICE IS HEREBY GIVEN** that the Annual General Meeting of Uni-Asia Group Limited (the “**Company**”) will be held at Anson III, Level 2, M Hotel Singapore, 81 Anson Road, Singapore 079908 on Tuesday, April 30, 2024 at 2.00 p.m. for the following business:

## AS ORDINARY BUSINESS

1. To receive and adopt the Directors’ Statement and Audited Financial Statements for the financial year ended December 31, 2023 together with the Auditors’ Report thereon. **(Resolution 1)**

2. To declare a final one-tier tax-exempt dividend of S\$0.022 per ordinary share for the financial year ended December 31, 2023. **(Resolution 2)**

*[See Explanatory Note (a)]*

3. To re-elect Mr. Masahiro Iwabuchi, a Director who is retiring by rotation in accordance with Article 94 of the Company’s Constitution and who, being eligible, will offer himself for re-election. **(Resolution 3)**

*[See Explanatory Note (b)]*

4. To re-elect Mr. Chan Kam Loon, a Director who is retiring by rotation in accordance with Article 94 of the Company’s Constitution and who, being eligible, will offer himself for re-election. **(Resolution 4)**

*Mr. Chan Kam Loon will, upon re-election as a Director of the Company, remain as member of the Audit Committee and he will be considered independent for the purposes of Rule 704(8) of the Listing Manual of the Singapore Exchange Securities Trading Limited.*

*[See Explanatory Note (b)]*

5. To approve Directors’ fees of S\$207,500 for the financial year ending December 31, 2024, payable quarterly in arrears (2023: S\$237,500). **(Resolution 5)**

*[See Explanatory Note (c)]*

6. To re-appoint Messrs KPMG LLP as auditors of the Company and to authorise the Directors to fix their remuneration. **(Resolution 6)**

7. To transact any other ordinary business that may properly be transacted at an Annual General Meeting.

## AS SPECIAL BUSINESS

To consider and if thought fit, to pass the following resolutions as Ordinary Resolutions, with or without any modifications:

8(i) Authority to allot and issue shares and to make or grant convertible instruments

“That pursuant to Section 161 of the Companies Act 1967 (the “**CA**”), the Listing Rules of the Singapore Exchange Securities Trading Limited (“**SGX-ST**”) and the Company’s Constitution, authority be and is hereby given to the Directors of the Company to:-

(A) (i) issue shares of the Company (“**Shares**”) whether by way of rights, bonus or otherwise, and/or



# NOTICE OF ANNUAL GENERAL MEETING

- (ii) make or grant offers, agreements or options (collectively “**Instruments**”) that might or would require shares to be issued, including but not limited to the creation and issue of (as well as adjustments to) warrants, debentures or other instruments convertible into shares,

at any time and upon such terms and conditions and for such purposes and to such persons as the Directors of the Company may in their absolute discretion deem fit; and

- (B) (notwithstanding the authority conferred by this Resolution may have ceased to be in force) issue shares in pursuance of any Instrument made or granted by the Directors of the Company while this Resolution was in force,

provided that:

- (a) the aggregate number of shares to be issued pursuant to this Resolution (including shares to be issued in pursuance of Instruments made or granted pursuant to this Resolution) does not exceed fifty per centum (50%) of the total number of issued shares (excluding treasury shares and subsidiary holdings) of the Company (as calculated in accordance with sub-paragraph (b) below), of which the aggregate number of shares to be issued other than on a *pro rata basis* to shareholders of the Company (including shares to be issued in pursuance of Instruments made or granted pursuant to this Resolution) does not exceed twenty per centum (20%) of the total number of issued shares (excluding treasury shares and subsidiary holdings) of the Company (as calculated in accordance with sub-paragraph (b) below);
- (b) (subject to such manner of calculation as may be prescribed by the SGX-ST) for the purpose of determining the aggregate number of shares that may be issued under sub-paragraph (a) above, the total number of issued shares (excluding treasury shares and subsidiary holdings) shall be based on the total number of issued shares (excluding treasury shares and subsidiary holdings) of the Company at the time this Resolution is passed, after adjusting for:-
  - (i) new shares arising from the conversion or exercise of any convertible securities which were issued and are outstanding or subsisting at the time this Resolution is passed;
  - (ii) new shares arising from exercising share options or vesting of share awards which were issued and are outstanding or subsisting at the time this Resolution is passed, provided the options or awards were granted in compliance with the provisions of the Listing Manual of the SGX-ST; and
  - (iii) any subsequent bonus issue, consolidation or subdivision of shares,

and, in sub-paragraph (a) above and this sub-paragraph (b), “subsidiary holdings” has the meaning given to it in the Listing Manual of the SGX-ST;

- (c) in exercising the authority conferred by this Resolution, the Company shall comply with the provisions of the Listing Manual of the SGX-ST for the time being in force (unless such compliance has been waived by the SGX-ST) and the Constitution for the time being of the Company; and
- (d) (unless revoked or varied by the Company in general meeting) the authority conferred by this Resolution shall continue in force until the conclusion of the next Annual General Meeting of the Company or the date by which the next Annual General Meeting of the Company is required by law to be held, whichever is the earlier” **(Resolution 7)**

- 8(ii) Authority to grant awards and to allot and issue shares under the Uni-Asia Group Performance Share Plan (“**PSP**”)

“That approval be and is hereby given to the Directors of the Company to:

- (A) grant awards in accordance with the provisions of the PSP; and
- (B) allot and issue from time to time such number of fully paid-up shares (“**Shares**”) as may be required to be delivered pursuant to the vesting of awards under the PSP,

# NOTICE OF ANNUAL GENERAL MEETING

provided that the aggregate number of Shares over which awards may be granted under the PSP on any date, when aggregated with the number of new shares allotted and issued and/or to be allotted and issued and issued shares (including treasury shares) delivered and/or to be delivered, pursuant to awards granted under the PSP, and any shares subject to any other share option or share incentive schemes of the Company, shall not exceed fifteen per centum (15%) of the total number of issued shares (excluding treasury shares and subsidiary holdings (as defined in the Listing Manual of the Singapore Exchange Securities Trading Limited)) of the Company from time to time.” **(Resolution 8)**

## 8(iii) Proposed Renewal of the Shareholders’ Mandate for Interested Person Transactions

“That:

- (A) approval be and is hereby given, for the purposes of Chapter 9 of the Listing Manual of the Singapore Exchange Securities Trading Limited (“**Chapter 9**”), for the Company, its subsidiaries and associated companies that are considered to be “entities at risk” (as that term is used in Chapter 9), or any of them, to enter into any of the transactions falling within the types of interested person transactions described in the Appendix to Notice of Annual General Meeting dated April 8, 2024 (“**Appendix**”), with any party who is of the class or classes of interested persons described in the Appendix, provided that such transactions are made on normal commercial terms and in accordance with the review procedures for such interested person transactions (the “**IPT Mandate**”);
- (B) the IPT Mandate shall, unless revoked or varied by the Company in general meeting, continue in force until the conclusion of the next Annual General Meeting of the Company; and
- (C) the Directors of the Company be and are hereby authorised to complete and do all such acts and things (including executing such documents as may be required) as they may consider expedient or necessary or in the interests of the Company to give effect to the IPT Mandate and/or this Resolution.” **(Resolution 9)**

To consider and, if thought fit, to pass the following special resolution with or without any modification

## 9. Special Resolution: The Proposed Adoption of the New Constitution

“That:

- a. the regulations contained in the proposed new Constitution of the Company set out in Annex 1 of the Appendix to the Notice of Annual General Meeting dated April 8, 2024 be approved and, if so approved at the AGM, adopted from the date of the AGM as the Constitution of the Company in place of the existing Constitution; and
- b. the Directors and each of them be and are hereby authorised to complete and do all such acts and things (including executing such documents as may be required) as they may consider necessary, expedient, incidental or in the interests of the Company to give effect to the transactions or actions contemplated and/or authorised by this resolution.” **(Special Resolution 10)**

By Order of the Board

Joanna Lim Lan Sim  
Company Secretary

Singapore, April 8, 2024

# NOTICE OF ANNUAL GENERAL MEETING

## Explanatory Notes

- (a) In relation to Resolution 2 proposed in item 2 above, the duly completed transfers received by the Company's Share Registrar, Tricor Barbinder Share Registration Services, at 9 Raffles Place, #26-01, Republic Plaza Tower 1, Singapore 048619 up to 5.00 p.m. on May 20, 2024 will be registered to determine shareholders' entitlement to the proposed dividend. Shareholders whose securities accounts with The Central Depository (Pte) Limited are credited with shares as at 5.00 p.m. on May 20, 2024 will be entitled to the proposed dividend.

The proposed dividend, if approved by shareholders at the forthcoming Annual General Meeting of the Company, will be paid on May 31, 2024.

- (b) In relation to Resolutions 3 to 4 proposed in items 3 to 4 above, the detailed information on Mr. Masahiro Iwabuchi and Mr. Chan Kam Loon is set out in the sections entitled "Board of Directors", "Corporate Governance Report", and "Additional Information on Directors Seeking Re-Election" of the Company's Annual Report 2023.

Mr. Chan Kam Loon has no shareholdings in the Company and its related corporations, and has no relationships with the Company, its substantial shareholders or its officers. Mr. Chan is considered independent by the Board.

- (c) In relation to Resolution 5 proposed in item 5 above, the Board of Directors proposes the payment of directors' fees to all Directors to be approved by shareholders in advance during the forthcoming Annual General Meeting. Upon approval, the directors' fees would then be paid in arrears on a quarterly basis by the Company.

## Statement Pursuant to Article 57 of the Company's Constitution

The effect of the resolutions under the heading "Special Business" in this Notice of the Annual General Meeting is:-

- (i) Resolution 7 proposed in item 8(i) above, if passed, will empower the Directors of the Company (unless varied or revoked by the Company in general meeting) from the date of this Annual General Meeting until the date of the next Annual General Meeting, or the date by which the next Annual General Meeting is required by law to be held, whichever is the earlier, to issue shares and to make or grant instruments (such as warrants or debentures) convertible into shares and issue shares in pursuance of such instruments. The number of shares (including shares to be issued in pursuance of instruments made or granted) that the Directors of the Company may issue under Resolution 7 shall not exceed fifty per centum (50%) of the total number of issued shares (excluding treasury shares and subsidiary holdings) of the Company at the time of the passing of Resolution 7, of which up to twenty per centum (20%) may be issued other than on a *pro rata basis* to the shareholders. The aggregate number of shares which may be issued shall be based on the total number of issued shares (excluding treasury shares and subsidiary holdings) of the Company at the time that Resolution 7 is passed, after adjusting for (a) new shares arising from the conversion or exercise of any convertible securities or share options or vesting of share awards which were issued and are outstanding or subsisting at the time that Resolution 7 is passed, and (b) any subsequent bonus issue or consolidation or subdivision of shares. As at 15 March 2024 (the "**Latest Practicable Date**"), the Company had no treasury shares and subsidiary holdings.
- (ii) Resolution 8 proposed in item 8(ii) above, if passed, will authorise the Directors of the Company to grant awards and to allot and issue new Shares pursuant to the Uni-Asia Group Performance Share Plan ("**PSP**"), provided that the aggregate number of Shares over which awards may be granted under the PSP on any date, when aggregated with the number of new shares allotted and issued and/or to be allotted and issued and issued shares (including treasury shares) delivered and/or to be delivered, pursuant to awards granted under the PSP, and any shares subject to any other share option or share incentive schemes of the Company, shall not exceed fifteen per centum (15%) of the total number of issued shares (excluding treasury shares and subsidiary holdings) of the Company from time to time.
- (iii) Resolution 9 proposed in item 8(iii) above is to renew the mandate to enable the Company, its subsidiaries and associated companies which are considered to be "entities at risk" under Chapter 9 of the Listing Manual of the SGX-ST, or any of them, to enter into certain interested person transactions with specified classes of interested persons, as described in the Appendix. Please refer to the Appendix for more details.
- (iv) Special Resolution 10 proposed in item 9 above is to adopt the new Constitution following the changes to the Companies Act 1967, introduced pursuant to the Companies (Amendment) Act 2014 (the "**2014 Amendment Act**") and the Companies (Amendment) Act 2017 (the "**2017 Amendment Act**") and the Companies, Business Trusts and Other Bodies (Miscellaneous Amendments) Act 2023 (the "**2023 Amendment Act**") as well as the SGX Listing Manual. Please refer to the Appendix for more details.

## Important Notes:

### Physical Meeting

- (1) The Annual General Meeting ("**AGM**") will be held, in a wholly physical format, at Anson III, Level 2, M Hotel Singapore, 81 Anson Road, Singapore 079908 on Tuesday, April 30, 2024 at 2.00 p.m. (Singapore time). Shareholders, including CPF and SRS investors, and (where applicable) duly appointed proxies and representatives will be able to ask questions and vote at the AGM by attending the AGM in person. **There will be no option for shareholders to participate virtually.** Printed copies of the Annual Report 2023, this Notice of AGM, Appendix to Notice of AGM/Circular and proxy form will be sent to members of the Company via post. These documents will be made available on the Company's corporate website at <http://uniasia.listedcompany.com/home.html> and SGX website at <https://www.sgx.com/securities/company-announcements>.
- (2) Please bring along your NRIC/passport so as to enable the Company to verify your identity. Shareholders are requested to arrive early to facilitate the registration process and are advised not to attend the AGM if they are feeling unwell.

# NOTICE OF ANNUAL GENERAL MEETING

## Appointment of proxy(ies)

- (3) A member who is unable to attend the AGM and wishes to appoint proxy(ies) to attend, speak and vote at the AGM on his/her/its behalf should complete, sign and return the instrument of proxy in accordance with the instructions printed thereon.
- (4) A proxy need not to be a member of the Company.
- (5) A member can appoint the Chairman of the Meeting as his/her/its proxy, but this is not mandatory.
- (6) In relation to the appointment of proxy(ies) to attend, speak and vote on his/her/its behalf at the AGM, a member (whether individual or corporate) appointing his/her/its proxy(ies) should give specific instructions as to his/her/its manner of voting, or abstentions from voting, in respect of a resolution in the instrument of proxy. If no specific instructions as to voting are given, or in the event of any other matter arising at the AGM and at any adjournment thereof, the proxy(ies) will vote or abstain from voting at his/her/their discretion.
- (7) The instrument appointing a proxy or proxies must be under the hand of the appointor or of his/her/its attorney duly authorised in writing. Where the instrument appointing a proxy or proxies is executed by a corporation, it must be executed either under its common seal, or under the hand of an attorney or an officer duly authorised, or in some other manner approved by the Directors. Where the instrument appointing a proxy or proxies is executed by an attorney on behalf of the appointor, the letter or power of attorney or a duly certified copy thereof must be lodged with the instrument of proxy.
- (8) The instrument appointing the proxy, together with the letter or power of attorney or other authority under which it is signed or a duly certified copy thereof (if applicable), must be:
  - (a) if submitted personally or by post, be deposited at the office of the Company's share registrar, Tricor Barbinder Share Registration Services, at 9 Raffles Place, #26-01, Republic Plaza Tower 1, Singapore 048619; or
  - (b) if submitted electronically, be submitted via email to the Company's share registrar at [sg.is.proxy@sg.tricorglobal.com](mailto:sg.is.proxy@sg.tricorglobal.com), by 2.00 p.m. on April 27, 2024, being not less than seventy-two (72) hours before the time appointed for holding the AGM. A member who wishes to submit an instrument of proxy must complete and sign the proxy form, before scanning and sending it by email to the email address provided above, or submitting it by post to the address provided above.
- (9) The proxy must bring along his/her NRIC/passport so as to enable the Company to verify his/her identity.
- (10) A member who is not a relevant intermediary is entitled to appoint not more than two (2) proxies to attend, speak and vote at the AGM. Where such member appoints two (2) proxies, he/she/it should specify the proportion of his/her/its shareholding (expressed as a percentage of the whole) to be represented by each proxy in the instrument appointing a proxy or proxies.

A member who is a relevant intermediary is entitled to appoint more than two (2) proxies to attend, speak and vote at the AGM, but each proxy must be appointed to exercise the rights attached to a different share or shares held by such member. Where such member appoints more than two (2) proxies, the number and class of shares in relation to which each proxy has been appointed shall be specified in the instrument appointing a proxy or proxies.

"Relevant intermediary" has the meaning ascribed to it in Section 181 of the Companies Act 1967.

- (11) CPF or SRS investors:
  - (a) may vote at the AGM if they are appointed as proxies by their respective CPF Agent Banks or SRS Operators, and should contact their respective CPF Agent Banks or SRS Operators if they have any queries regarding their appointment as proxies; or
  - (b) may appoint the Chairman of the AGM as their proxy to vote on their behalf at the AGM, in which case they should approach their respective CPF Agent Banks or SRS Operators to submit their votes at least seven (7) working days before the AGM, i.e. by 2.00 p.m. on April 19, 2024.
- (12) Completion and submission of the Proxy Form by a member will not prevent him/her/it from attending, speaking and voting at the AGM if he/she/it so wishes. The appointment of proxy(ies) for the AGM will be deemed to be revoked by the member attending the AGM in person and in such event, the Company reserves the right to refuse to admit any person or persons appointed under the relevant Proxy Form(s) to the AGM.
- (13) The Company shall be entitled to reject the instrument appointing a proxy or proxies if it is incomplete, improperly completed or illegible, or where the true intentions of the appointor are not ascertainable from the instructions of the appointor specified in the instrument.

## Submission of questions in advance of the AGM

- (14) Shareholders who have any questions in relation to any agenda item of this Notice of AGM, may send their queries to the Company in advance, by April 16, 2024, via the website: <https://septusasia.com/uni-asia-2024agmqna> or post to the Company's Registered Office at 30 Cecil Street #10-06/07 Prudential Tower Singapore 049712.

# NOTICE OF ANNUAL GENERAL MEETING

- (15) The Company will endeavour to address all substantial and relevant questions received from shareholders and will upload the responses on SGX website at <https://www.sgx.com/securities/company-announcements> at least seventy-two (72) hours prior to the closing date and time for the lodgement of the proxy forms, i.e. by 2.00 p.m. on April 24, 2024.
- (16) The Company will, within one month after the date of the AGM, publish the minutes of the AGM on SGX website at <https://www.sgx.com/securities/company-announcements> and the minutes will include the responses to the substantial and relevant questions raised during the AGM.

## Notice of AGM, proxy form and other documents

- (17) Printed copies of the Annual Report 2023, this Notice of AGM, Appendix to Notice of AGM/Circular and proxy form will be sent to members of the Company via post. These documents will also be made available on the Company's corporate website at <http://uniasia.listedcompany.com/home.html> and SGX website at <https://www.sgx.com/securities/company-announcements>.

## Personal Data Privacy:

By submitting a proxy form appointing proxy(ies) and/or representative(s) to attend, speak and vote at the AGM and/or any adjournment thereof, a member of the Company (i) consents to the collection, use and disclosure of the member's personal data by the Company (or its agents or service providers) for the purpose of the processing and administration by the Company (or its agents or service providers) of proxies and representatives appointed for the AGM (including any adjournment thereof) and the preparation and compilation of the attendance lists, minutes and other documents relating to the AGM (including any adjournment thereof), and in order for the Company (or its agents or service providers) to comply with any applicable laws, listing rules, regulations and/or guidelines (collectively, the "Purposes"), (ii) warrants that where the member discloses the personal data of the member's proxy(ies) and/or representative(s) to the Company (or its agents or service providers), the member has obtained the prior consent of such proxy(ies) and/or representative(s) for the collection, use and disclosure by the Company (or its agents or service providers) of the personal data of such proxy(ies) and/or representative(s) for the Purposes, and (iii) agrees that the member will indemnify the Company in respect of any penalties, liabilities, claims, demands, losses and damages as a result of the member's breach of warranty.



# ADDITIONAL INFORMATION ON DIRECTORS SEEKING RE-ELECTION

Mr. Masahiro Iwabuchi and Mr. Chan Kam Loon are the Directors seeking re-election at the forthcoming Annual General Meeting of the Company to be convened on Tuesday, 30 April 2024 (“AGM”) (collectively, the “Retiring Directors” and each a “Retiring Director”).

Pursuant to Rule 720(6) of the Listing Manual of the SGX-ST, the following is the information relating to the Retiring Directors as set out in Appendix 7.4.1 to the Listing Manual of the SGX-ST:

Appendix 7.4.1 Disclosure	Mr. Masahiro Iwabuchi	Mr. Chan Kam Loon
Date of initial appointment	1 March 2018	1 March 2018
Date of last re-election	29 April 2022	30 April 2021
Age	61	63
Country of principal residence	Hong Kong	Singapore
The Board’s comments on this appointment (including rationale, selection criteria, and the search and nomination process)	The re-election of Mr. Masahiro Iwabuchi as the Executive Director was recommended by the Nominating Committee and the Board has accepted the recommendation after taking into consideration his qualifications, expertise, past experiences and overall contribution since he was appointed as a Director of the Company.	The re-election of Mr. Chan Kam Loon as the Independent Non-Executive Director was recommended by the Nominating Committee and the Board has accepted the recommendation after taking into consideration his qualifications, expertise, past experiences and overall contribution since he was appointed as a Director of the Company.
Whether appointment is executive, and if so, the area of responsibility	Executive	Non-Executive
Job title (e.g. Lead ID, AC Chairman, AC Member etc.)	Executive Director	Non-Executive Independent Director, Chairman of the Nominating Committee and a Member of both the Audit and Remuneration Committees.
Professional qualifications	Bachelor of Economics Degree from Hirosaki University of Japan	Degree in Accounting and Finance from the London School of Economics  Chartered Accountants of the Institute of England and Wales
Working experience and occupation(s) during the past 10 years	Mr. Masahiro Iwabuchi joined the Group when it was established in 1997 and was appointed Chief Executive Officer of Uni-Asia Group Limited on 29 February 2024, and concurrently Chairman of the Group’s Management Committee and Review Committee. He has been an Executive Director since March 2018. Mr. Iwabuchi heads the Property Investment Department and has extensive experience in the banking industry throughout Asia including Japan, Indonesia, Singapore, Hong Kong and the PRC.	Mr. Chan Kam Loon has experience in accounting and audit with KPMG London and PWC Singapore, investment banking with Morgan Grenfell Asia and HG Asia Securities and was a director of private equity investments at Suez Asia Holdings. Mr. Chan was head of the Listing Function of Markets Group at the Singapore Exchange for 3 years.

# ADDITIONAL INFORMATION ON DIRECTORS SEEKING RE-ELECTION

Appendix 7.4.1 Disclosure	Mr. Masahiro Iwabuchi	Mr. Chan Kam Loon
Shareholding interest in the listed issuer and its subsidiaries	645,700 ordinary shares	None
Any relationship (including immediate family relationships) with any existing director, existing executive officer, the issuer and/or substantial shareholder of the listed issuer or of any of its principal subsidiaries.	Chief Executive Officer and shareholder of the Company	No
Conflict of interest (including any competing business)	No	No
Undertaking (in the format set out in Appendix 7.7) under Rule 720(1) has been submitted to the listed issuer	Yes	Yes
Other principal commitments including directorships  Past (for the last 5 years)  Present	<ul style="list-style-type: none"> <li>• Uni-Sala Capital Investment Ltd</li> <li>• Vista Hotel Management Co., Ltd</li> <li>• Uni-Asia Hotels Limited</li> </ul> <ul style="list-style-type: none"> <li>• Uni-Asia Group Limited</li> <li>• Uni-Asia Holdings Limited</li> <li>• Uni-Asia Capital Co., Limited</li> <li>• Uni-Asia Guangzhou Property Management Company, Limited</li> <li>• United Wise Capital Investment Ltd</li> <li>• Uni-Asia Investment Ltd</li> <li>• Uni-Asia Capital (Japan) Ltd</li> <li>• Uni-Asia Wellgain Capital Investment Ltd</li> <li>• AAA Strategic Investment Limited</li> <li>• Uni-Asia Capital (Singapore) Limited</li> <li>• Uni-Asia Service &amp; Agency Ltd</li> </ul>	<ul style="list-style-type: none"> <li>• Sarine Technologies Ltd</li> <li>• Hupsteel Pte Ltd</li> <li>• Tee International Limited</li> <li>• OIO Holdings Ltd</li> </ul> <ul style="list-style-type: none"> <li>• Uni-Asia Group Limited</li> <li>• Southern Packaging Group Ltd</li> <li>• Megachem Ltd</li> <li>• Jiutian Chemicals Group Ltd</li> <li>• Alpha DX Group Ltd</li> </ul>

# ADDITIONAL INFORMATION ON DIRECTORS SEEKING RE-ELECTION

Appendix 7.4.1 Disclosure	Mr. Masahiro Iwabuchi	Mr. Chan Kam Loon
<p><b>Disclose the following matters concerning an appointment of director, chief executive officer, chief financial officer, chief operating officer, general manager or other officer of equivalent rank. If the answer to any question is “yes”, full details must be given.</b></p>		
<p>a) Whether at any time during the last 10 years, an application or a petition under any bankruptcy law of any jurisdiction was filed against him or against a partnership of which he was a partner at the time when he was a partner or at any time within 2 years from the date he ceased to be a partner?</p>	No	No
<p>b) Whether at any time during the last 10 years, an application or a petition under any law of any jurisdiction was filed against an entity (not being a partnership) of which he was a director or an equivalent person or a key executive, at the time when he was a director or an equivalent person or a key executive of that entity or at any time within 2 years from the date he ceased to be a director or an equivalent person or a key executive of that entity, for the winding up or dissolution of that entity or, where that entity is the trustee of a business trust, that business trust, on the ground of insolvency?</p>	No	No
<p>c) Whether there is any unsatisfied judgement against him?</p>	No	No
<p>d) Whether he has ever been convicted of any offence, in Singapore or elsewhere, involving fraud or dishonesty which is punishable with imprisonment, or has been the subject of any criminal proceedings (including any pending criminal proceedings of which he is aware) for such purpose?</p>	No	No

## ADDITIONAL INFORMATION ON DIRECTORS SEEKING RE-ELECTION

Appendix 7.4.1 Disclosure	Mr. Masahiro Iwabuchi	Mr. Chan Kam Loon
e) Whether he has ever been convicted of any offence, in Singapore or elsewhere, involving a breach of any law or regulatory requirement that relates to the securities or futures industry in Singapore or elsewhere, or has been the subject of any criminal proceedings (including any pending criminal proceedings of which he is aware) for such breach?	No	No
f) Whether at any time during the last 10 years, judgement has been entered against him in any civil proceedings in Singapore or elsewhere involving a breach of any law or regulatory requirement that relates to the securities or futures industry in Singapore or elsewhere, or a finding of fraud, misrepresentation or dishonesty on his part, or he has been the subject of any civil proceedings (including any pending civil proceedings of which he is aware) involving an allegation of fraud, misrepresentation or dishonesty on his part?	No	No
g) Whether he has ever been convicted in Singapore or elsewhere of any offence in connection with the formation or management of any entity or business trust?	No	No
h) Whether he has ever been disqualified from acting as a director or an equivalent person of any entity (including the trustee of a business trust), or from taking part directly or indirectly in the management of any entity or business trust?	No	No

# ADDITIONAL INFORMATION ON DIRECTORS SEEKING RE-ELECTION

Appendix 7.4.1 Disclosure	Mr. Masahiro Iwabuchi	Mr. Chan Kam Loon
<p>i) Whether he has ever been the subject of any order, judgement or ruling of any court, tribunal or governmental body, permanently or temporarily enjoining him from engaging in any type of business practice or activity?</p>	No	No
<p>j) Whether he has ever, to his knowledge, been concerned with the management or conduct, in Singapore or elsewhere, of the affairs of:-</p> <ul style="list-style-type: none"> <li>i. any corporation which has been investigated for a breach of any law or regulatory requirement governing corporations in Singapore or elsewhere; or</li> <li>ii. any entity (not being a corporation) which has been investigated for a breach of any law or regulatory requirement governing such entities in Singapore or elsewhere; or</li> <li>iii. any business trust which has been investigated for a breach of any law or regulatory requirement governing business trusts in Singapore or elsewhere; or</li> <li>iv. any entity or business trust which has been investigated for a breach of any law or regulatory requirement that relates to the securities or futures industry in Singapore or elsewhere</li> </ul> <p>in connection with any matter occurring or arising during that period when he was so concerned with the entity or business trust?</p>	No	No







# UNI-ASIA GROUP LIMITED

(Company Regn. No: 201701284Z)  
(Incorporated in the Republic of Singapore)

## ANNUAL GENERAL MEETING PROXY FORM

**IMPORTANT:**

- The Annual General Meeting ("AGM") will be held, in a wholly physical format, at Anson III, Level 2, M Hotel Singapore, 81 Anson Road, Singapore 079908 on Tuesday, April 30, 2024 at 2.00 p.m. (Singapore time). Shareholders, including CPF and SRS Investors, and (where applicable) duly appointed proxies and representatives will be able to ask questions and vote at the AGM by attending the AGM in person. **There will be no option for shareholders to participate virtually.** Printed copies of this proxy form will be sent to members of the Company via post. This proxy form has also been made available on the SGXNET at <https://www.sgx.com/securities/company-announcements>.
- Relevant intermediaries (as defined in Section 181 of the Companies Act 1967) may appoint more than two (2) proxies to attend, speak and vote at the AGM.
- Please read the notes overleaf which contain instructions on, inter alia, the appointment of a proxy(ies).
- This proxy form is not valid for use and shall be ineffective for all intents and purposes if used or purported to be used by CPF/SRS investors who hold the Company's shares through CPF Agent Banks or SRS Operators. CPF or SRS investors:
  - may vote at the AGM if they are appointed as proxies by their respective CPF Agent Banks or SRS Operators, and should contact their respective CPF Agent Banks or SRS Operators if they have any queries regarding their appointment as proxies; or
  - may appoint the Chairman of the AGM as their proxy to vote on their behalf at the AGM, in which case they should approach their respective CPF Agent Banks or SRS Operators to submit their votes at least seven (7) working days before the AGM, i.e. **by 2.00 p.m. on April 19, 2024.**

\*I/We (Name) \_\_\_\_\_ (NRIC/Passport/UEN) \_\_\_\_\_

of \_\_\_\_\_ (Address)

being a \*member/members of **UNI-ASIA GROUP LIMITED** (the "Company"), hereby appoint:

Name	Address	NRIC/ Passport No.	Proportion of Shareholding(s) (%)

and/or\*

--	--	--	--

or failing \*him/her/them, the Chairman of the AGM, as \*my/our \*proxy/proxies, to attend, speak and vote for \*me/us on \*my/our behalf, at the AGM of the Company to be held at Anson III, Level 2, M Hotel Singapore, 81 Anson Road, Singapore 079908 on Tuesday, April 30, 2024 at 2.00 p.m. and at any adjournment thereof. \*I/We direct \*my/our \*proxy/proxies to vote for or against or to abstain from voting on the resolutions to be proposed at the AGM as indicated hereunder.

THIS PROXY FORM IS VALID ONLY WHEN SIGNED AND DATED

No.	Ordinary Resolutions	For	Against	Abstain
<b>ORDINARY BUSINESS</b>				
1.	To receive and adopt the Directors' Statement and Audited Financial Statements for the financial year ended December 31, 2023 together with the Auditors' Report thereon.			
2.	To declare a final one-tier tax-exempt dividend of S\$0.022 per ordinary share for the financial year ended December 31, 2023.			
3.	To re-elect Mr. Masahiro Iwabuchi as a Director (Retiring under Article 94).			
4.	To re-elect Mr. Chan Kam Loon as a Director (Retiring under Article 94).			
5.	To approve Directors' fees of S\$207,500 for the financial year ending December 31, 2024, payable quarterly in arrears (2023: S\$237,500).			
6.	To re-appoint Messrs KPMG LLP as auditors of the Company and to authorise the Directors to fix their remuneration.			
<b>SPECIAL BUSINESS</b>				
7.	To authorise the Directors to allot and issue shares and to make or grant convertible instruments.			
8.	To authorise the Directors to grant share awards and to allot and issue shares under the Uni-Asia Group Performance Share Plan.			
9.	To approve the proposed renewal of the Shareholders' Mandate for Interested Person Transactions.			
10.	To approve the Special Resolution on the Proposed Adoption of the New Constitution.			

*Voting will be conducted by poll. If you wish your proxy/proxies to vote all your shares "For" or "Against" the relevant resolution, please indicate with an "X" or a "√" in the "For" or "Against" box provided in respect of that resolution. Alternatively, please insert the relevant number of shares "For" or "Against" in the "For" or "Against" box provided in respect of that resolution. If you wish your proxy/proxies to abstain from voting on a resolution, please indicate with an "X" or a "√" in the "Abstain" box provided in respect of that resolution. Alternatively, please insert the relevant number of shares in the "Abstain" box provided in respect of that resolution. In any other case, the proxy/proxies may vote or abstain as the proxy/proxies deem(s) fit on any of the below resolutions if no voting instruction is specified, and on any other matter arising at the AGM and at any adjournment thereof.*

Dated this \_\_\_\_\_ day of \_\_\_\_\_ 2024

Total Number of Shares held	
CDP Register	
Register of Members	

\_\_\_\_\_  
Signature/Common Seal of Member(s)

\* Delete as appropriate

**IMPORTANT: PLEASE READ NOTES OVERLEAF BEFORE COMPLETING THIS PROXY FORM**



**Notes:**

1. Please insert the total number of shares held by the member. If the member has shares entered against his/her/its name in the Depository Register (maintained by The Central Depository (Pte) Limited), he/she/it should insert that number of shares. If the member has shares registered in his/her/its name in the Register of Members (maintained by or on behalf of the Company), he/she/it should insert that number of shares. If the member has shares entered against his/her/its name in the Depository Register and shares registered in his/her/its name in the Register of Members, he/she/it should insert the aggregate number of shares. If no number is inserted, the instrument appointing a proxy or proxies shall be deemed to relate to all the shares held by the member.
  2. In relation to the appointment of proxy(ies) to attend, speak and vote on his/her/its behalf at the AGM, a member (whether individual or corporate) appointing his/her/its proxy(ies) should give specific instructions as to his/her/its manner of voting, or abstentions from voting, in respect of a resolution in the instrument of proxy. If no specific instructions as to voting are given, or in the event of any other matter arising at the AGM and at any adjournment thereof, the proxy(ies) will vote or abstain from voting at his/her/their discretion.
  3. The instrument appointing the proxy or proxies must be under the hand of the appointor or of his/her/its attorney duly authorised in writing. Where the instrument appointing a proxy or proxies is executed by a corporation, it must be executed either under its common seal, or under the hand of an attorney or an officer duly authorised, or in some other manner approved by the Directors. Where the instrument appointing a proxy or proxies is executed by an attorney on behalf of the appointor, the letter or power of attorney or a duly certified copy thereof must be lodged with the instrument of proxy.
  4. The instrument appointing the proxy, together with the letter or power of attorney or other authority under which it is signed or a duly certified copy thereof (if applicable), must be:
    - (a) if submitted personally or by post, be deposited at the office of the Company's share registrar, Tricor Barbinder Share Registration Services, at 9 Raffles Place, #26-01, Republic Plaza Tower 1, Singapore 048619; or
    - (b) if submitted electronically, be submitted via email to the Company's share registrar at [sg.is.proxy@sg.tricorglobal.com](mailto:sg.is.proxy@sg.tricorglobal.com), by 2.00 p.m. on April 27, 2024, being not less than seventy-two (72) hours before the time appointed for holding the AGM. A member who wishes to submit an instrument of proxy must complete and sign the proxy form, before scanning and sending it by email to the email address provided above, or submitting it by post to the address provided above.
- Shareholders are strongly encouraged to submit completed proxy forms electronically via email.**
5. A proxy need not be a member of the Company.

*Fold along this line*

Affix  
Postage  
Stamp  
Here

**UNI-ASIA GROUP LIMITED**  
c/o Tricor Barbinder Share Registration Services  
9 Raffles Place, #26-01,  
Republic Plaza Tower 1,  
Singapore 048619

*Fold along this line*

6. A member can appoint the Chairman of the Meeting as his/her/its proxy, but this is not mandatory.
  7. The proxy must bring along his/her NRIC/passport so as to enable the Company to verify his/her identity.
  8. A corporation which is a member may authorise by resolution of its directors or other governing body, such person as it thinks fit to act as its representative at the AGM, in accordance with Section 179 of the Companies Act 1967.
  9. Members should take note that once this proxy form is submitted electronically via email to [sg.is.proxy@sg.tricorglobal.com](mailto:sg.is.proxy@sg.tricorglobal.com) or posted/deposited to office of the Company's share registrar, Tricor Barbinder Share Registration Services, they cannot change their vote as indicated in the box provided above.
  10.
    - (a) A member who is not a relevant intermediary is entitled to appoint not more than two (2) proxies to attend, speak and vote at the AGM. Where such member appoints two (2) proxies, he/she/it should specify the proportion of his/her/its shareholding (expressed as a percentage of the whole) to be represented by each proxy in the instrument appointing a proxy or proxies.
    - (b) A member who is a relevant intermediary is entitled to appoint more than two (2) proxies to attend, speak and vote at the AGM, but each proxy must be appointed to exercise the rights attached to a different share or shares held by such member. Where such member appoints more than two (2) proxies, the number and class of shares in relation to which each proxy has been appointed shall be specified in the instrument appointing a proxy or proxies.
- "Relevant intermediary" has the meaning ascribed to it in Section 181 of the Companies Act 1967.
11. Completion and submission of the Proxy Form by a member will not prevent him/her/it from attending, speaking and voting at the AGM if he/she/it so wishes. The appointment of the proxy(ies) for the AGM will be deemed to be revoked if the member attends the AGM in person and in such event, the Company reserves the right to refuse to admit any person or persons appointed under the relevant Proxy Form(s) to the AGM.
  12. The Company shall be entitled to reject the instrument appointing a proxy or proxies if it is incomplete, improperly completed or illegible or where the true intentions of the appointor are not ascertainable from the instructions of the appointor specified in the instrument appointing a proxy or proxies. In addition, in the case of shares entered in the Depository Register, the Company may reject any instrument appointing a proxy or proxies lodged if the member, being the appointor, is not shown to have shares entered against the depositor's name in the Depository Register as at seventy-two (72) hours before the time appointed for holding the AGM, as certified by The Central Depository (Pte) Limited to the Company.

**Personal Data Privacy:** By submitting a proxy form appointing proxy(ies) and/or representative(s), the member accepts and agrees to the personal data privacy terms set out in the notice of AGM dated April 8, 2024.



# **UNI-ASIA GROUP LIMITED**

Registration No. 201701284Z  
Incorporated in the Republic of Singapore

30/F., Prosperity Millennia Plaza,  
No. 663 King's Road, North Point  
Hong Kong  
Tel: (852) 2528 5016

30 Cecil Street #10-06/07,  
Prudential Tower,  
Singapore 049712  
Tel: (65) 6438 1800

Uni-Asia Group Limited: [www.uni-asia.com](http://www.uni-asia.com)  
Uni-Asia Shipping Limited: [www.uniashiaping.com](http://www.uniashiaping.com)  
Uni-Asia Capital (Japan) Ltd.: [www.uni-asia.co.jp](http://www.uni-asia.co.jp)